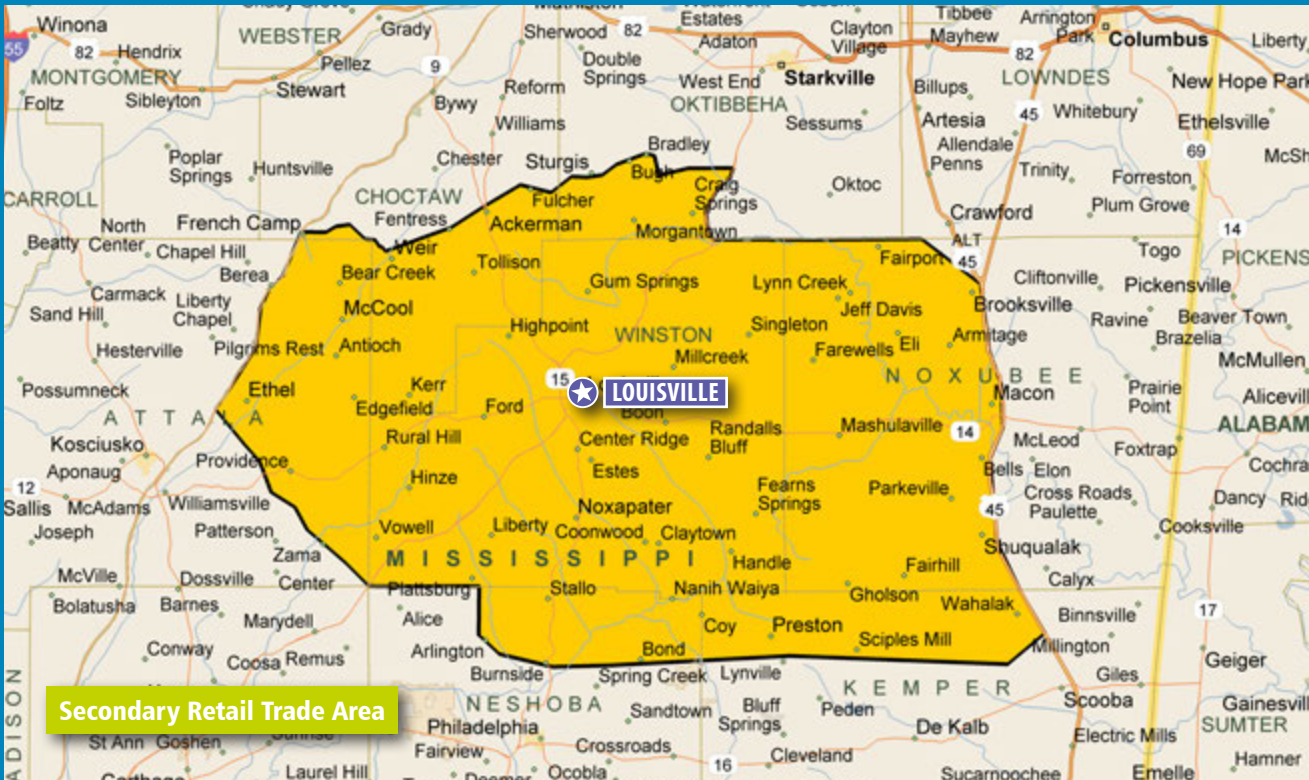


Retail Market Profile 2015



Secondary Retail Trade Area



Contact Information

Will Hill, Mayor
 City of Louisville
 P.O. Box 510
 200 South Church Avenue
 Louisville, Mississippi 39339
 Phone 662.77.9201
 Fax 662.773.4045
 hillwill@gmail.com

January 2015. All information furnished is from sources deemed reliable and is submitted subject to errors, omissions, change of terms and/or conditions. Prepared by The Retail Coach, LLC, a national retail consulting and market research firm. 800.851.0962.

Population

	2015 ESTIMATE
Secondary Retail Trade Area	35,112

Income

	2015 ESTIMATE
Average Household	\$43,209
Median Household	\$31,570
Per Capita	\$17,418

Educational Attainment

	2015 ESTIMATE
Graduate or Professional	4.98%
Bachelor's Degree	9.70%
Associate Degree	8.40%
Some College, No Degree	19.86%
High School Graduate	33.79%
Some High School, No Degree	15.27%
Less than 9th Grade	8.00%

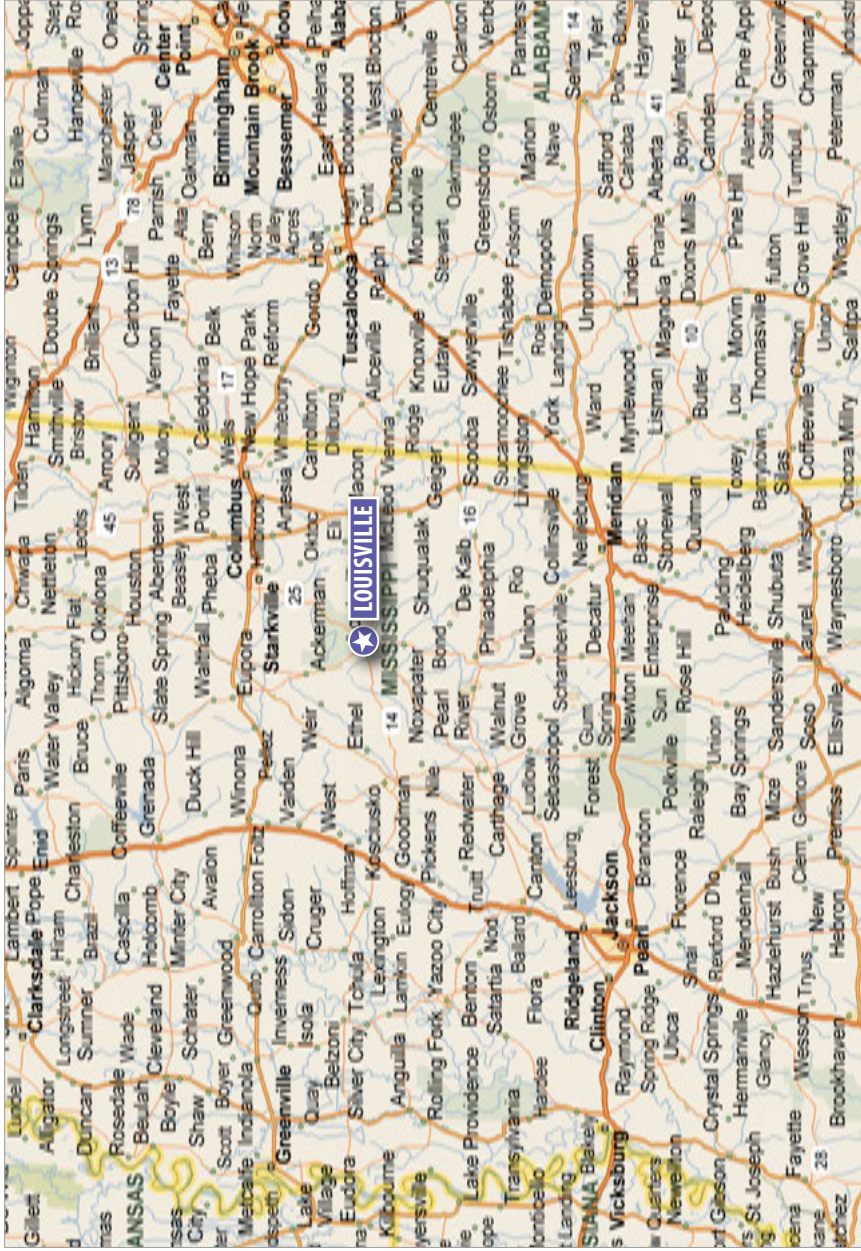
Race Distribution

	2015 ESTIMATE
White	49.74%
Black or African American	47.49%
American Indian/Alaskan	1.14%
Asian	0.24%
Native Hawaiian/Islander	0.05%
Other Race	0.38%
Two or More Races	0.95%
Hispanic or Latino (of any race)	1.12%

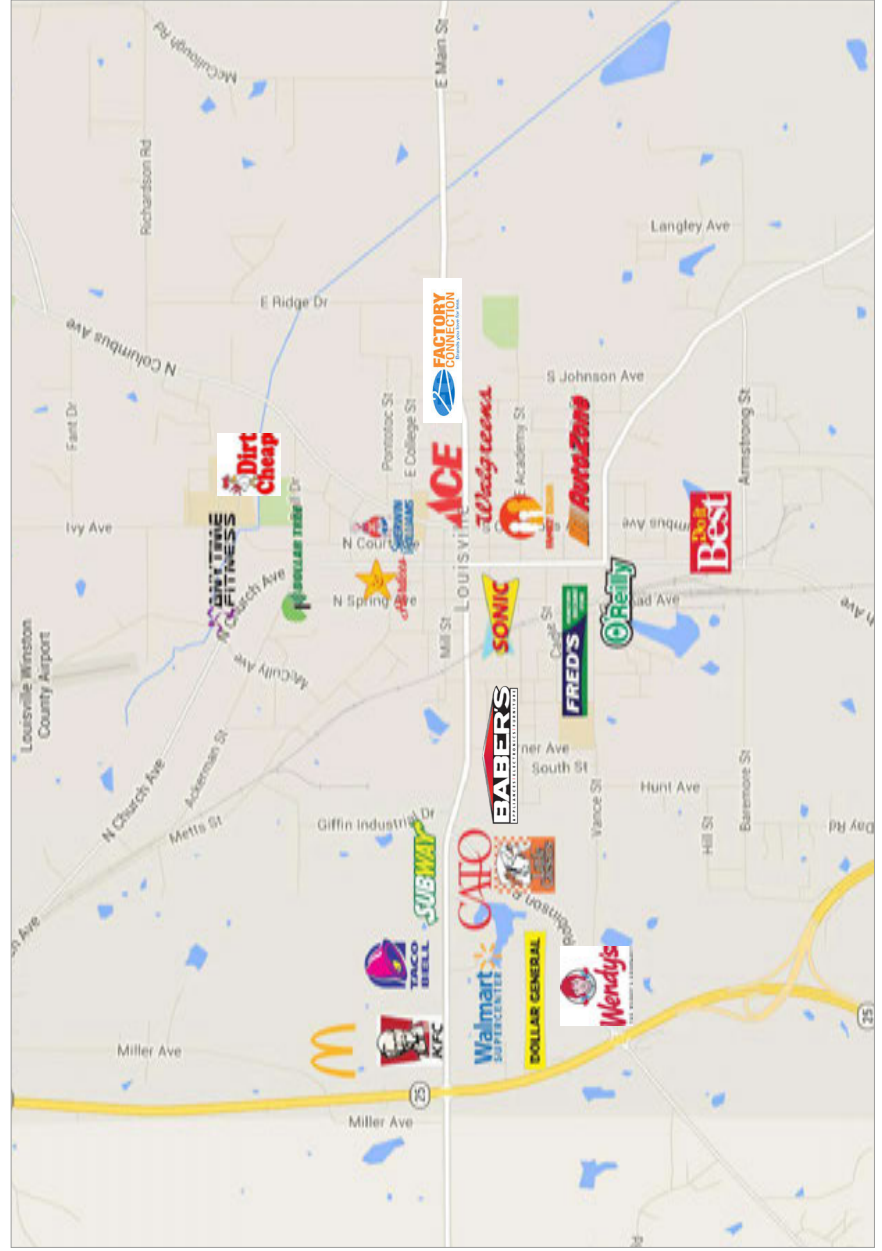
Age

GROUPS	2015 ESTIMATE
9 Years and Under	13.41%
10-17 Years	10.81%
18-24 Years	8.81%
25-34 Years	11.66%
35-44 Years	11.12%
45-54 Years	12.94%
55-64 Years	13.43%
65 Years and Over	17.82%
DISTRIBUTION	2015 ESTIMATE
Median Age	39.8
Average Age	39.9

LOCATION MAP



EXISTING RETAIL



Information provided is for illustrative purposes only and is deemed to be correct as of publish date of this document. Data sources used may include: ESRI, AGS, Nielsen, RegisPro, SitesUSA, TxDOT and/or Microsoft Corporation.