

Lockhart Boulevard Project Site

- Interstate 20 East, Colorado City, TX 79512



Property Description

- Development Opportunity
- Favorable traffic counts
- Visibility from highly traveled I-20
- Serves a consumer market of almost 9,000

Colorado City EDC

Rayanna McGaha, Economic Development Director

Phone - 325.728.2072

Email - edo@cityofcoloradocity.org

Basic Details

Property Title: **Lockhart Boulevard Project Site**

Property Type: **Undeveloped Land**

Listing Type: **For Sale**

Price: **Call for Pricing**

Lot Area: **18.63 Acre**

Neighborhood

Shopping Center: **5 Minutes**

Town Center: **5 Minutes**

Hospital: **3 Minutes**

Police Station: **5 Minutes**

Airport: **7 Minutes**

Coffee Shop: **5 Minutes**

Cinema: **7 Minutes**

Tourist Site: **5 Minutes**

Community Details

Traffic Counts: **Location Count**
I - 20 15,567
Source: SitesUSA, TXDOT 2019


Demographic Info:


| Category | 1 Mile | 3 Mile | 5 Mile | Retail Trade Area |
|--------------------------|----------|----------|----------|-------------------|
| Population | | | | |
| 2000 Census | 1,098 | 5,612 | 6,618 | 10,098 |
| 2010 Census | 869 | 6,732 | 7,014 | 9,801 |
| 2019 Estimate | 831 | 5,780 | 6,046 | 8,867 |
| 2024 Projection | 805 | 5,641 | 5,897 | 8,709 |
| Income | | | | |
| Average HouseHold Income | \$74,015 | \$69,470 | \$70,422 | \$75,037 |
| Median HouseHold Income | \$58,374 | \$56,200 | \$56,775 | \$56,386 |
| Per Capita Income | \$29,571 | \$27,489 | \$27,975 | \$30,214 |
| Age | | | | |
| Median Age | 37.00 | 33.69 | 34.06 | 36.03 |
| Average Age | 37.38 | 36.95 | 37.23 | 38.55 |


| Category | 1 Mile | 3 Mile | 5 Mile | Retail Trade Area |
|--|--------|--------|--------|-------------------|
| 9 Years and Under | 15.52% | 11.37% | 11.38% | 11.87% |
| 10 - 17 Years | 11.79% | 8.86% | 8.90% | 9.27% |
| 18 - 24 Years | 9.03% | 13.53% | 13.27% | 11.85% |
| 25 - 34 Years | 10.83% | 18.39% | 17.98% | 15.59% |
| 35 - 44 Years | 14.56% | 14.31% | 14.16% | 12.90% |
| 45 - 54 Years | 11.91% | 11.38% | 11.43% | 11.64% |
| 55 - 64 Years | 10.83% | 8.89% | 9.31% | 11.13% |
| 65 Years and Older | 15.40% | 13.27% | 13.61% | 15.77% |
| Race | | | | |
| White Alone | 75.45% | 58.34% | 59.38% | 67.60% |
| Black or African American Alone | 6.38% | 13.08% | 12.57% | 9.52% |
| American Indian and Alaska Native Alone | 0.72% | 0.97% | 0.96% | 1.04% |
| Asian Alone | 0.48% | 0.45% | 0.46% | 0.52% |
| Native Hawaiian and other Pacific Islander Alone | 0.00% | 0.00% | 0.00% | 0.00% |
| Some Other Race Alone | 12.64% | 24.57% | 24.02% | 18.88% |
| Two or More Races | 4.33% | 2.60% | 2.58% | 2.47% |
| Hispanic or Latino of Any Race | 38.99% | 47.75% | 46.73% | 39.89% |
| Educational Attainment | | | | |
| Graduate or Professional Degree | 2.3% | 1.9% | 1.9% | 2.5% |
| Bachelor's Degree | 11.2% | 7.4% | 7.7% | 9.3% |
| Associate Degree | 8.5% | 6.8% | 7.1% | 6.8% |
| Some College, No Degree | 19.3% | 21.5% | 21.7% | 23.1% |
| High School Graduate or GED | 36.6% | 33.4% | 33.3% | 34.1% |
| Some High School, No Diploma | 10.0% | 15.1% | 14.7% | 12.1% |
| Less than 9th Grade | 11.9% | 13.9% | 13.6% | 12.0% |



 <https://www.theretailcoach.net>

 662.231.0608

 afarmer@theretailcoach.net

 info@theretailcoach.net

800.851.0962 - 86 Clark Blvd, Tupelo, MS 38804

TheRetailCoach®