

CMS Properties Listing

0.51 Acre - 2000 Hickory Street, Colorado City, TX 79512



Property Description

- Rare second generation space in the heart of Colorado City
- Favorable traffic counts
- Less than a mile South of highly traveled I-20
- Serves a consumer market of almost 9,000

Colorado City EDC

Rayanna McGaha, Economic Development Director

Phone - 325.728.2072

Email - edo@cityofcoloradocity.org

Basic Details

Property Title: **CMS Properties Listing**

Property Type: **Redevelopment**

Listing Type: **For Sale**

Price: **Call for Pricing**

Square Footage: **0.51 Acre**

Neighborhood

Shopping Center: **5 Minutes**

Town Center: **5 Minutes**

Hospital: **3 Minutes**

Police Station: **5 Minutes**

Airport: **7 Minutes**

Coffee Shop: **5 Minutes**

Cinema: **6 Minutes**

Tourist Site: **5 Minutes**

Community Details

Traffic Counts: **Location Count**

Hickory Street 5,281AADT

I - 20 15,567 AADT


Source: SitesUSA, TXDOT 2019


Demographic Info:

Category	1 Mile	3 Mile	5 Mile	Retail Trade Area
Population				
2000 Census	2,191	5,582	6,817	10,098
2010 Census	1,953	6,723	7,079	9,801
2019 Estimate	1,844	5,772	6,108	8,867
2024 Projection	1,788	5,633	5,958	8,709
Income				
Average HouseHold Income	\$70,169	\$69,434	\$70,599	\$75,037


Category	1 Mile	3 Mile	5 Mile	Retail Trade Area
Median HouseHold Income	\$55,774	\$56,158	\$56,910	\$56,386
Per Capita Income	\$27,314	\$27,461	\$28,067	\$30,214
Age				
Median Age	37.85	33.67	34.14	36.03
Average Age	39.11	36.95	37.29	38.55
9 Years and Under	15.24%	11.37%	11.36%	11.87%
10 - 17 Years	11.71%	8.87%	8.91%	9.27%
18 - 24 Years	9.33%	13.55%	13.20%	11.85%
25 - 34 Years	10.41%	18.40%	17.90%	15.59%
35 - 44 Years	11.77%	14.33%	14.11%	12.90%
45 - 54 Years	11.33%	11.38%	11.44%	11.64%
55 - 64 Years	10.74%	8.87%	9.40%	11.13%
65 Years and Older	19.42%	13.25%	13.67%	15.77%
Race				
White Alone	78.15%	58.30%	59.61%	67.60%
Black or African American Alone	6.29%	13.10%	12.46%	9.52%
American Indian and Alaska Native Alone	1.46%	0.97%	0.97%	1.04%
Asian Alone	0.27%	0.45%	0.48%	0.52%
Native Hawaiian and other Pacific Islander Alone	0.00%	0.00%	0.00%	0.00%
Some Other Race Alone	10.95%	24.58%	23.89%	18.88%
Two or More Races	2.87%	2.58%	2.59%	2.47%
Hispanic or Latino of Any Race	44.69%	47.78%	46.48%	39.89%
Educational Attainment				
Graduate or Professional Degree	2.0%	1.9%	1.9%	2.5%
Bachelor's Degree	10.7%	7.4%	7.8%	9.3%
Associate Degree	8.3%	6.8%	7.2%	6.8%
Some College, No Degree	21.5%	21.5%	21.8%	23.1%
High School Graduate or GED	35.1%	33.4%	33.2%	34.1%
Some High School, No Diploma	10.3%	15.1%	14.6%	12.1%
Less than 9th Grade	12.1%	13.9%	13.6%	12.0%



 <https://www.theretailcoach.net>

 662.231.0608

 afarmer@theretailcoach.net

 info@theretailcoach.net

800.851.0962 - 86 Clark Blvd, Tupelo, MS 38804

TheRetailCoach®