

8A LifeMode Group: Middle Ground

City Lights

US Households: 1,813,400
Average Household Size: 2.59

Median Age: 39.3
Median Household Income: \$69,200

WHO ARE WE?

City Lights, a densely populated urban market, is the epitome of equality. The wide-ranging demographic characteristics of residents mirror their passion for social welfare and equal opportunity. Household types range from single person to married-couple families, with and without children. A blend of owners and renters, singlefamily homes and town homes, midrise and high-rise apartments, these neighborhoods are both racially and ethnically diverse. Many residents have completed some college or a degree, and they earn a good income in professional and service occupations. Willing to commute to their jobs, they work hard and budget well to support their urban lifestyles, laying the foundation for stable financial futures.

OUR NEIGHBORHOOD

- More than half of the homes are single-family residences or townhomes.
- Tenure is 50-50: about half of households are owned and half are rented. Median home value (Index 185) and average gross rent (Index 129) exceed US values.
- Households include families, both married couples and single parents, as well as singles. The distribution is similar to the US, with slightly more single-person households (Index 109).
- Housing is older in this market: nearly 2 out of 3 homes were built before 1970.
- Most households own one vehicle, but public transportation is still a necessity for daily commutes.

SOCIOECONOMIC TRAITS

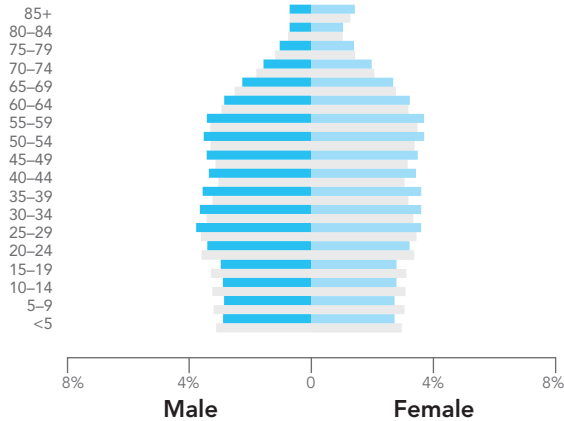
- City Lights residents earn above average incomes, but lag the nation in net worth.
- Labor force participation exceeds the US average (Index 108). Residents work hard in professional and service occupations but also seek to enjoy life.
- These consumers save for the future, often to achieve their dream of home ownership. They often engage in discussion about financial products and services among their peers. They earn dividend incomes from their portfolios but steer away from risky investments.
- These consumers are price savvy but will pay for quality brands they trust.
- Reflecting the diversity of their neighborhoods, residents stand by their belief in equal opportunity.
- Attuned to nature and the environment, and when they can, purchase natural products.

8A LifeMode Group: Middle Ground City Lights

AGE BY SEX (Esri data)

Median Age: 39.3 US: 38.2

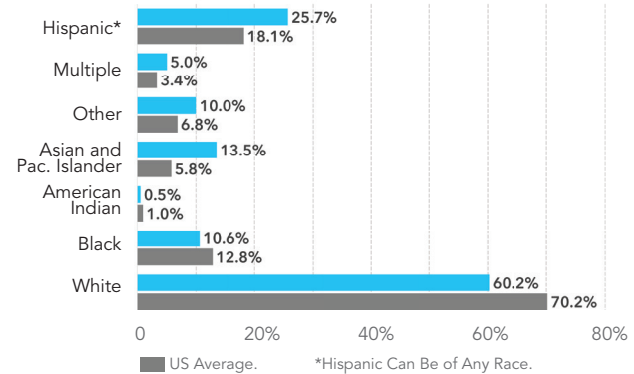
■ Indicates US



RACE AND ETHNICITY (Esri data)

The Diversity Index summarizes racial and ethnic diversity. The index shows the likelihood that two persons, chosen at random from the same area, belong to different race or ethnic groups. The index ranges from 0 (no diversity) to 100 (complete diversity).

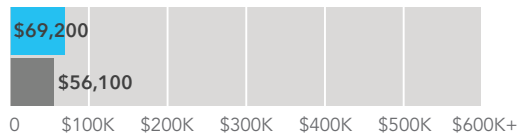
Diversity Index: 75.8 US: 64.0




INCOME AND NET WORTH

Net worth measures total household assets (homes, vehicles, investments, etc.) less any debts, secured (e.g., mortgages) or unsecured (credit cards). Household income and net worth are estimated by Esri.

Median Household Income



Median Net Worth



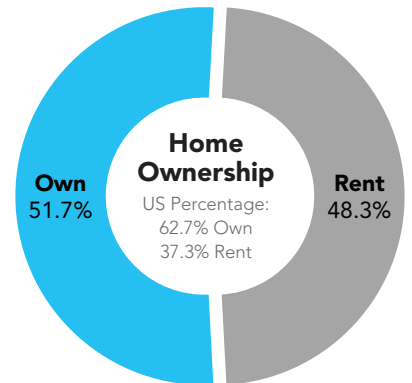
HOUSING

Median home value is displayed for markets that are primarily owner occupied; average rent is shown for renter-occupied markets. Tenure and home value are estimated by Esri. Housing type and average rent are from the Census Bureau's American Community Survey.



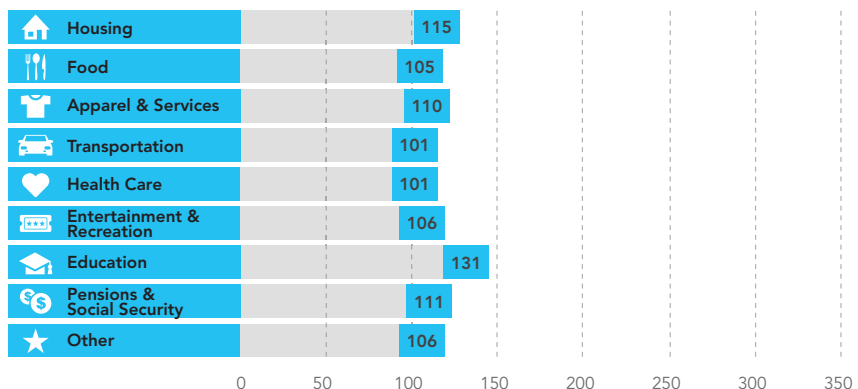
Typical Housing:
Multiunits;
Single Family

Median Value:
\$383,400



AVERAGE HOUSEHOLD BUDGET INDEX

The index compares the average amount spent in this market's household budgets for housing, food, apparel, etc., to the average amount spent by all US households. An index of 100 is average. An index of 120 shows that average spending by consumers in this market is 20 percent above the national average. Consumer expenditures are estimated by Esri.



8A LifeMode Group: Middle Ground City Lights

Market Profile

- Price-conscious consumers, they seek out deals on brands they like at warehouse clubs, Marshalls, Target, or Bed, Bath & Beyond.
- Residents are traditional in many ways. They prefer to bank in person but are increasingly paying their bills online. They rarely carry a credit card balance but occasionally buy on credit.
- Most residents have high-speed Internet access at home and use their computers for basic browsing and some shopping. Although most still own landlines, they use their cell phones frequently from news to entertainment to redeeming mobile coupons.
- These are health-conscious consumers, who purchase vitamins, low-sodium foods, and spend 7+ hours exercising per week.
- Dreaming of a brighter future, they often try their luck on the lottery.
- Their taste in music is varied, typically rhythmic, contemporary, urban, and even R&B music; listening at home and during their daily commutes.

OCCUPATION BY EARNINGS

The five occupations with the highest number of workers in the market are displayed by median earnings. Data from the Census Bureau's American Community Survey.

