

5B LifeMode Group: GenXurban In Style

US Households: 3,024,200
Average Household Size: 2.52

Median Age: 48.0
Median Household Income: \$75,000

WHO ARE WE?

In Style denizens embrace an urbane lifestyle that includes support of the arts, travel, and extensive reading. They are connected and make full use of the advantages of mobile devices. Professional couples or single households without children, they have the time to focus on their homes and their interests. The population is slightly older and already planning for their retirement.

OUR NEIGHBORHOOD

- City dwellers of large metropolitan areas.
- Married couples, primarily with no children (Index 112) or single households (Index 109); average household size at 2.35.
- Home ownership average at 68% (Index 108); nearly half, 47%, mortgaged (Index 114).
- Primarily single-family homes, in older neighborhoods (built before 1980), with a mix of town homes (Index 132) and smaller (5 –19 units) apartment buildings (Index 110).
- Median home value at \$243,900.
- Vacant housing units at 8.6%.

SOCIOECONOMIC TRAITS

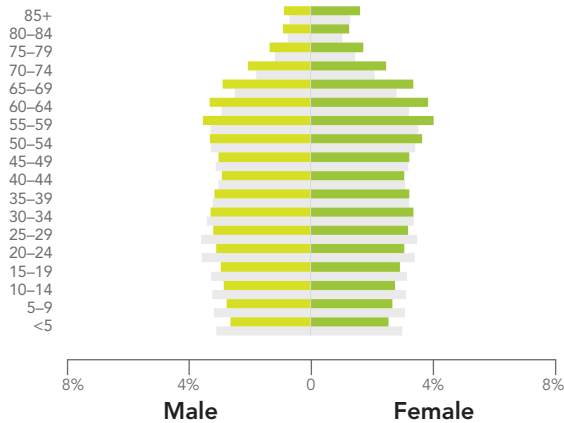
- College educated: 48% are graduates (Index 155); 77% with some college education.
- Low unemployment is at 3.6% (Index 66); higher labor force participation rate is at 67% (Index 108) with proportionately more 2-worker households (Index 110).
- Median household income of \$73,000 reveals an affluent market with income supplemented by investments (Index 142) and a substantial net worth (Index 178).
- Connected and knowledgeable, they carry smartphones and use many of the features.
- Attentive to price, they use coupons, especially mobile coupons.

5B LifeMode Group: GenXurban In Style

AGE BY SEX (Esri data)

Median Age: **42.0** US: 38.2

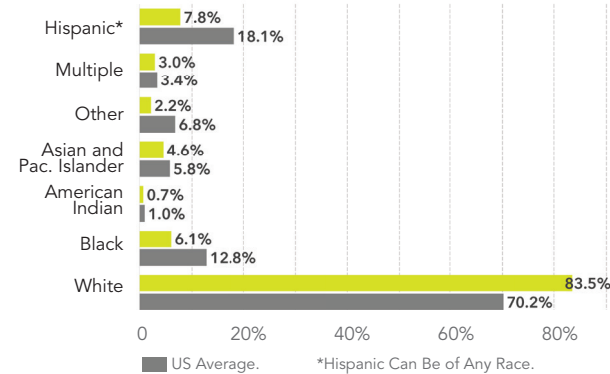
■ Indicates US



RACE AND ETHNICITY (Esri data)

The Diversity Index summarizes racial and ethnic diversity. The index shows the likelihood that two persons, chosen at random from the same area, belong to different race or ethnic groups. The index ranges from 0 (no diversity) to 100 (complete diversity).

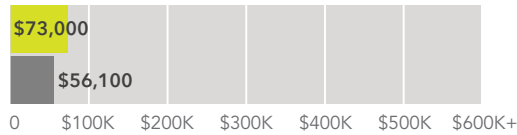
Diversity Index: **39.8** US: 64.0




INCOME AND NET WORTH

Net worth measures total household assets (homes, vehicles, investments, etc.) less any debts, secured (e.g., mortgages) or unsecured (credit cards). Household income and net worth are estimated by Esri.

Median Household Income



Median Net Worth



HOUSING

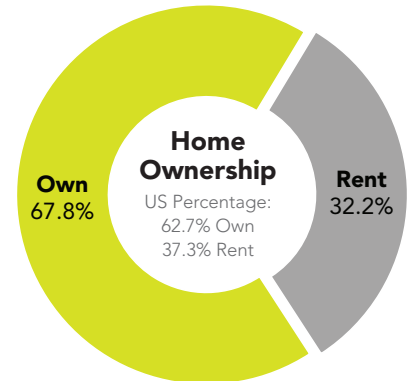
Median home value is displayed for markets that are primarily owner occupied; average rent is shown for renter-occupied markets. Tenure and home value are estimated by Esri. Housing type and average rent are from the Census Bureau's American Community Survey.



Typical Housing:
Single Family

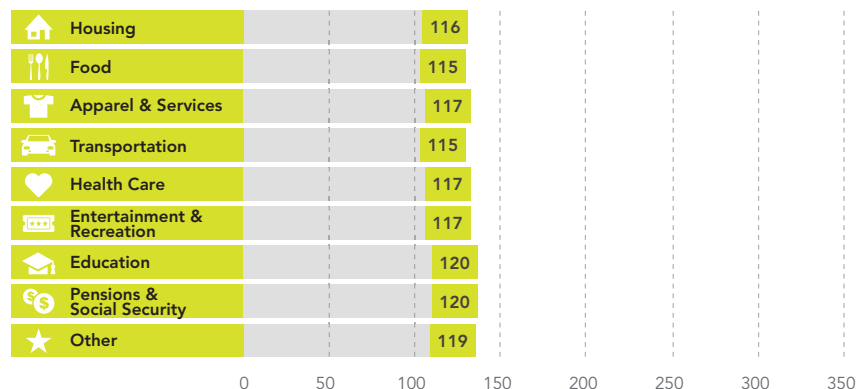
Median Value:
\$243,900

US Median: \$207,300



AVERAGE HOUSEHOLD BUDGET INDEX

The index compares the average amount spent in this market's household budgets for housing, food, apparel, etc., to the average amount spent by all US households. An index of 100 is average. An index of 120 shows that average spending by consumers in this market is 20 percent above the national average. Consumer expenditures are estimated by Esri.



5B LifeMode Group: GenXurban In Style

Market Profile

- Partial to late model SUVs: compact SUVs are gaining popularity.
- Homes integral part of their style; invest in home remodeling/maintenance, DIY or contractors; housekeeping hired.
- Prefer organic foods, including growing their own vegetables.
- Financially active, own a variety of investments often managed by a financial planner.
- Meticulous planners, both well insured and well invested in retirement savings.
- Generous with support of various charities and causes.
- Actively support the arts, theater, concerts, and museums.

OCCUPATION BY EARNINGS

The five occupations with the highest number of workers in the market are displayed by median earnings. Data from the Census Bureau's American Community Survey.

