

3C LifeMode Group: Uptown Individuals Trendsetters

US Households: 1,319,400
Average Household Size: 2.12

Median Age: 36.3
Median Household Income: \$63,100

WHO ARE WE?

Armed with the motto “you’re only young once,” Trendsetters residents live life to its full potential. These educated young singles aren’t ready to settle down; they tend to not own homes or vehicles and choose to spend their disposable income on upscale city living and entertainment. Dressed head to toe in the most current fashions, their weeknights and weekends are filled discovering local art and culture, dining out, or exploring new hobbies. Their vacations are often spontaneous, packed with new experiences and chronicled on their Facebook pages.

OUR NEIGHBORHOOD

- Trendsetters residents are singles—living alone or with roommates or partners.
- More than 75% rent in upscale, multiunit structures.
- High-rent cities like New York; San Francisco; Chicago; and Washington, DC are popular among renters willing to pay well above US average rent (Index 138).
- Commuting can take up to an hour; public transportation, walking, and biking are popular; many own no vehicle.

SOCIOECONOMIC TRAITS

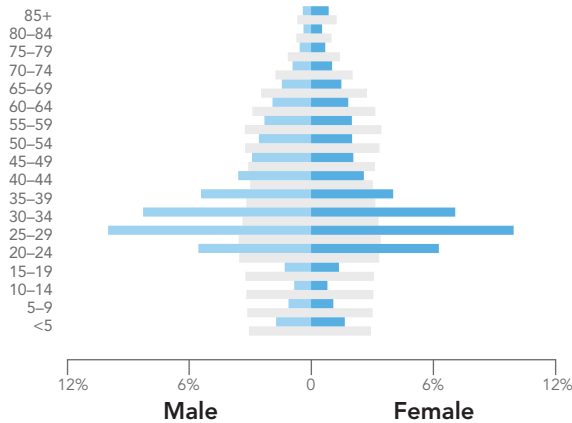
- These residents are young and well educated; more than half have a bachelor’s degree or more.
- Well paid, with little financial responsibility, these consumers are spenders rather than savers. They seek financial advice and are already building their stock portfolios.
- Image is important to these consumers. They use the Internet to keep up with the latest styles and trends and shop around for good deals.
- Trendsetters residents travel often, exploring new destinations and experiences.
- Socially and environmentally conscious, they are willing to pay more for products that support their causes.
- Up-to-date on technology, they explore and exploit all the features of their smartphones.
- They are attentive to good health and nutrition.

3C LifeMode Group: Uptown Individuals Trendsetters

AGE BY SEX (Esri data)

Median Age: **32.5** US: 38.2

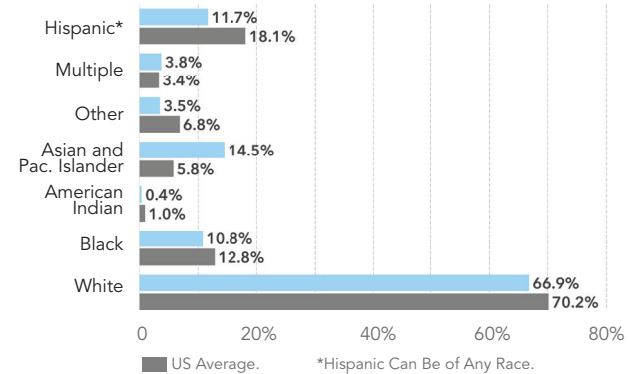
■ Indicates US



RACE AND ETHNICITY (Esri data)

The Diversity Index summarizes racial and ethnic diversity. The index shows the likelihood that two persons, chosen at random from the same area, belong to different race or ethnic groups. The index ranges from 0 (no diversity) to 100 (complete diversity).

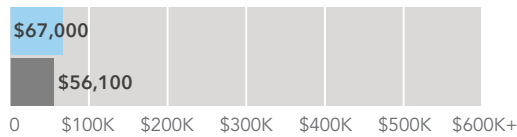
Diversity Index: **61.9** US: 64.0




INCOME AND NET WORTH

Net worth measures total household assets (homes, vehicles, investments, etc.) less any debts, secured (e.g., mortgages) or unsecured (credit cards). Household income and net worth are estimated by Esri.

Median Household Income



Median Net Worth



HOUSING

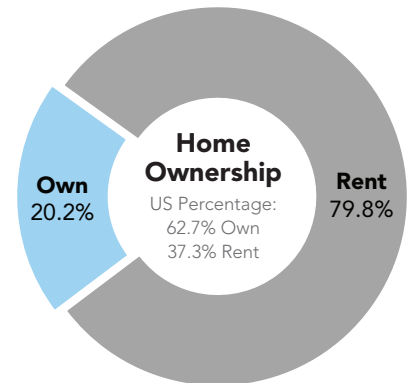
Median home value is displayed for markets that are primarily owner occupied; average rent is shown for renter-occupied markets. Tenure and home value are estimated by Esri. Housing type and average rent are from the Census Bureau's American Community Survey.



Typical Housing:
Multiunit Rentals

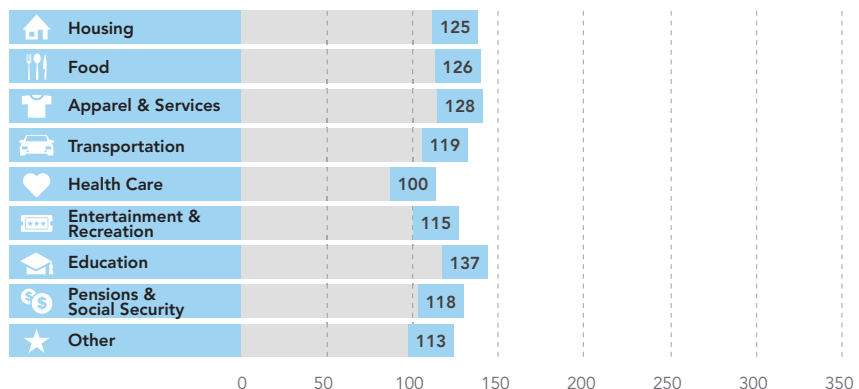
Average Rent:
\$1,430

US Average: \$1,038



AVERAGE HOUSEHOLD BUDGET INDEX

The index compares the average amount spent in this market's household budgets for housing, food, apparel, etc., to the average amount spent by all US households. An index of 100 is average. An index of 120 shows that average spending by consumers in this market is 20 percent above the national average. Consumer expenditures are estimated by Esri.



3C LifeMode Group: Uptown Individuals Trendsetters

Market Profile

- Not only do Trendsetters residents spend freely on fashionable and branded clothing, they also own the latest in cell phones and tablets.
- Particularly for residents that often work at home, wireless Internet access is a must. Many are fans of Mac computers.
- To keep up with their busy social calendar, they are always connected. Texting is their preferred form of communication, but they also dedicate time to social media, recounting their experiences via Facebook and Twitter.
- Trendsetters residents seek out new adventures—explore local arts and culture, take on new hobbies such as drawing or painting; often make last-minute travel plans.
- These avid readers embrace e-books and e-newspapers but do prefer hard-copy versions of women’s fashion and epicurean magazines.
- Trendsetters residents jog, run, or walk for exercise and occasionally attend a yoga class.
- These consumers shop at Whole Foods or Trader Joe’s and buy organic when they can; however, their cart is more often filled with prepared or ready-to-heat meals.
- To suit their urban lifestyle (and parking options), the cars they own are subcompact.

OCCUPATION BY EARNINGS

The five occupations with the highest number of workers in the market are displayed by median earnings. Data from the Census Bureau’s American Community Survey.

