

# 11B LifeMode Group: Midtown Singles

## Young and Restless

**US Households:** 2,131,500  
**Average Household Size:** 2.04

**Median Age:** 29.8  
**Median Household Income:** \$40,500

### WHO ARE WE?

Gen Y comes of age: Well-educated young workers, some of whom are still completing their education, are employed in professional/technical occupations, as well as sales and office/administrative support roles. These residents are not established yet, but striving to get ahead and improve themselves. This market ranks in the top 5 for renters, movers, college enrollment, and labor force participation rate. Almost 1 in 5 residents move each year. More than half of all householders are under the age of 35, the majority living alone or in shared nonfamily dwellings. Median household income is still below the US Smartphones are a way of life, and they use the Internet extensively. Young and Restless consumers are diverse, favoring densely populated neighborhoods in large metropolitan areas; over 50% are located in the South (almost a fifth in Texas), with the rest chiefly in the West and Midwest.

### OUR NEIGHBORHOOD

- One of the youngest markets: More than half the householders under age 35; median age 29.8.
- Primarily single-person households (Index 163) with some shared households (Index 201).
- Highly mobile market, beginning careers and changing addresses frequently.
- Naturally, one of the top 5 renter markets (Index 233).
- Apartment rentals popular: 44% in 5–19 unit buildings (Index 487), 27% in 20+ unit buildings (Index 318).
- Majority of housing built in 1970 or later (84%).

### SOCIOECONOMIC TRAITS

- Education completed: More than 2 out of 3 have some college, an associate's degree, or a bachelor's degree or higher. Almost 14% are still enrolled in college (Index 175).
- Labor force participation rate is exceptionally high at 75.0%; unemployment is low at 5.2%.
- These are careful shoppers, aware of prices, and demonstrate little brand loyalty.
- They like to be the first to try new products, but prefer to do research before buying the latest electronics.
- Most of their information comes from the Internet and TV, rather than traditional media.
- Carry their cell phone everywhere they go.

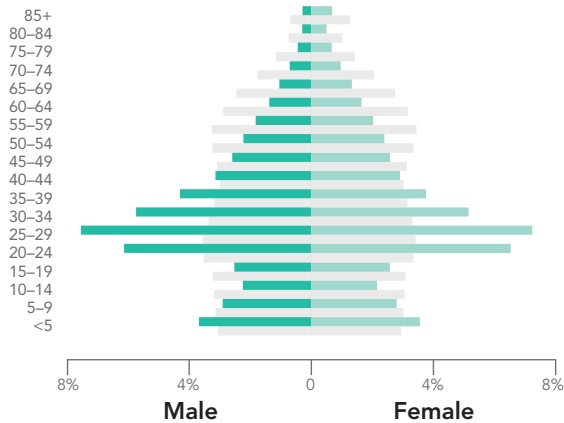
# 11B LifeMode Group: Midtown Singles

## Young and Restless

### AGE BY SEX (Esri data)

**Median Age: 29.8** US: 38.2

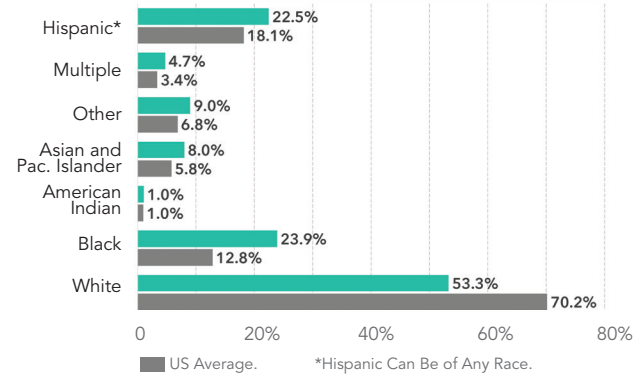
■ Indicates US



### RACE AND ETHNICITY (Esri data)

The Diversity Index summarizes racial and ethnic diversity. The index shows the likelihood that two persons, chosen at random from the same area, belong to different race or ethnic groups. The index ranges from 0 (no diversity) to 100 (complete diversity).

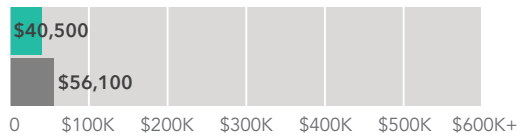
**Diversity Index: 77.4** US: 64.0




### INCOME AND NET WORTH

Net worth measures total household assets (homes, vehicles, investments, etc.) less any debts, secured (e.g., mortgages) or unsecured (credit cards). Household income and net worth are estimated by Esri.

#### Median Household Income



#### Median Net Worth



### HOUSING

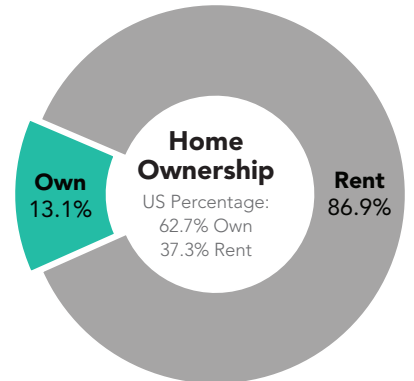
Median home value is displayed for markets that are primarily owner occupied; average rent is shown for renter-occupied markets. Tenure and home value are estimated by Esri. Housing type and average rent are from the Census Bureau's American Community Survey.



**Typical Housing:**  
Multi-Unit Rentals

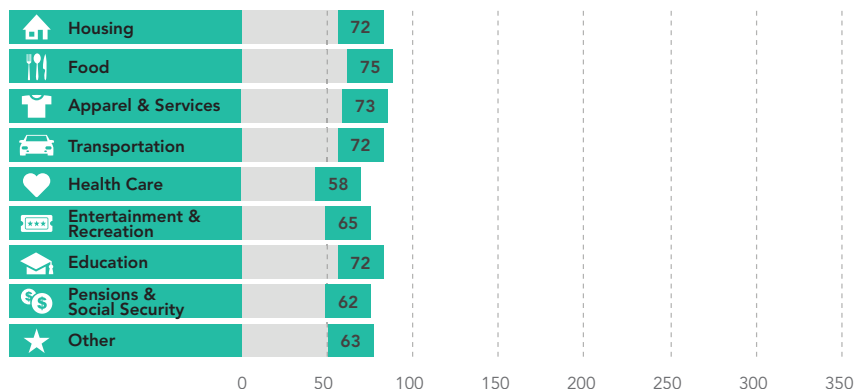
**Average Rent:**  
\$958

US Average: \$1,038



### AVERAGE HOUSEHOLD BUDGET INDEX

The index compares the average amount spent in this market's household budgets for housing, food, apparel, etc., to the average amount spent by all US households. An index of 100 is average. An index of 120 shows that average spending by consumers in this market is 20 percent above the national average. Consumer expenditures are estimated by Esri.



# 11B LifeMode Group: Midtown Singles

## Young and Restless

### Market Profile

- No landline telephone for majority of HHs, preferring a cell phone only.
- Use their cell phone to text, listen to music, pay bills, redeem coupons, look up directions, and access financial information.
- Online activities include banking (with paperless statements), purchasing items on eBay, accessing Twitter and Facebook, and watching movies and TV shows.
- Enjoy dancing, playing pool, watching VH1 and Comedy Central programs, and playing basketball and ping pong.
- Listen to contemporary hits, jazz, rap, hip hop, and dance music.
- Purchase natural/organic food, but frequent fast food restaurants.
- Residents like to read magazines, especially digital, covering topics ranging from news, fashion, to music.

### OCCUPATION BY EARNINGS

The five occupations with the highest number of workers in the market are displayed by median earnings. Data from the Census Bureau's American Community Survey.

