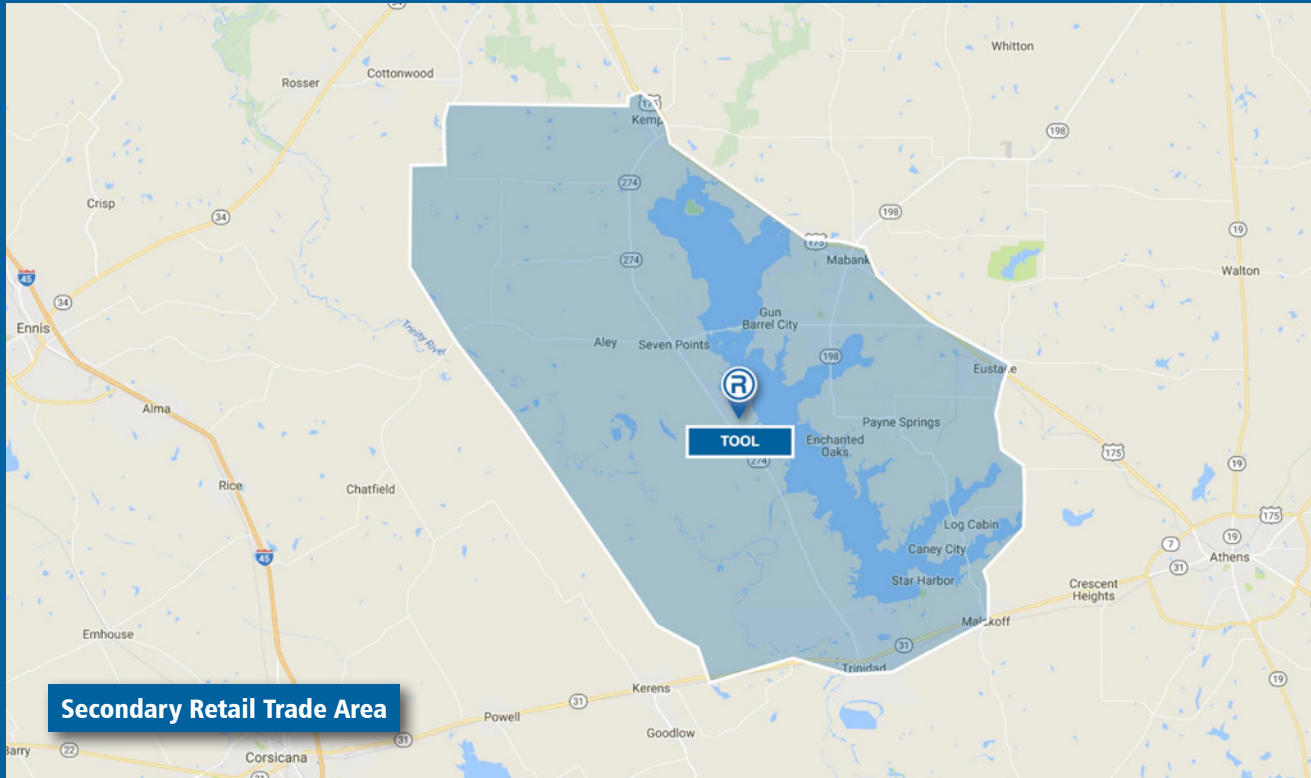


# Retail Market Profile 2018



## Contact Information

**Makenzie Lyons, City Secretary**  
 City of Tool, Texas  
 701 North Tool Drive  
 Tool, Texas 75143  
 Phone 903.432.3522 ext. 102  
 Cell 903.432.3867  
 mlyons@tooltexas.org  
 www.tooltexas.org

April 2018. All information furnished is from sources deemed reliable and is submitted subject to errors, omissions, change of terms and/or conditions. Prepared by The Retail Coach, LLC, a national retail consulting and market research firm. 800.851.0962.

## Population

	2000	2010	2018 ESTIMATE	2023 PROJECTION
Secondary Retail Trade Area	36,726	39,050	40,934	42,868

## Income

	2018 ESTIMATE
Average Household	\$64,323
Median Household	\$45,878
Per Capita	\$26,319

## Educational Attainment

	2018 ESTIMATE
Graduate or Professional	4.8%
Bachelor's Degree	11.9%
Associate Degree	6.0%
Some College, No Degree	19.7%
High School Graduate	39.0%
Some High School, No Degree	12.3%
Less than 9th Grade	6.2%

## Race Distribution

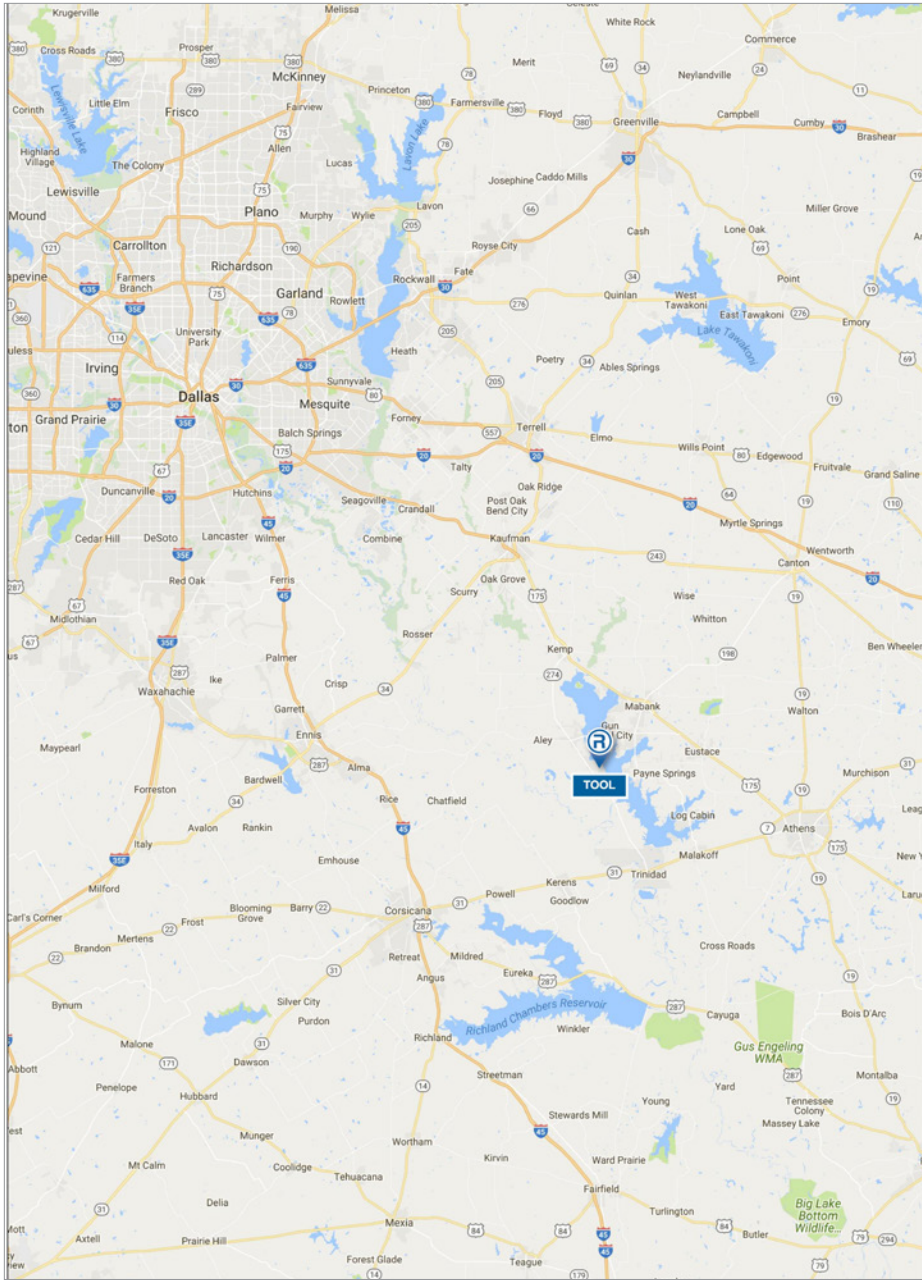
	2018 ESTIMATE
White	90.28%
Black or African American	2.83%
American Indian/Alaskan	0.83%
Asian	0.61%
Native Hawaiian/Islander	0.14%
Other Race	3.18%
Two or More Races	2.13%
Hispanic or Latino (of any race)	9.22%

## Age

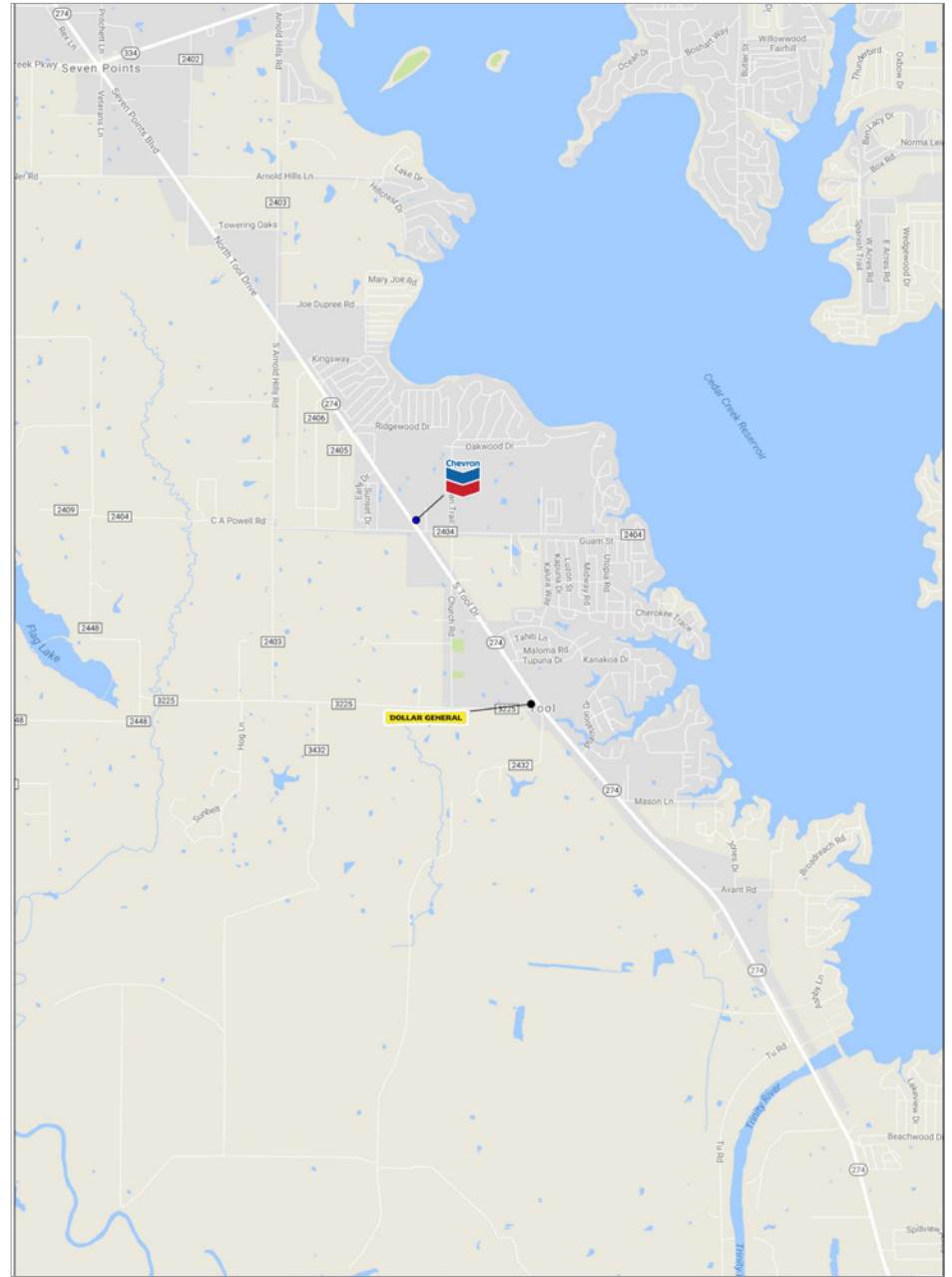
GROUPS	2018 ESTIMATE
9 Years and Under	10.56%
10-17 Years	9.28%
18-24 Years	7.63%
25-34 Years	10.55%
35-44 Years	9.88%
45-54 Years	12.23%
55-64 Years	15.67%
65 Years and Over	24.21%
DISTRIBUTION	2018 ESTIMATE
Median Age	46.89
Average Age	44.13



# LOCATION MAP



# EXISTING RETAIL



Information provided is for illustrative purposes only and is deemed to be correct as of publish date of this document. Data sources used may include: ESRI, AGS, Nielsen, RegisPro, SitesUSA, TxDOT and/or Microsoft Corporation.