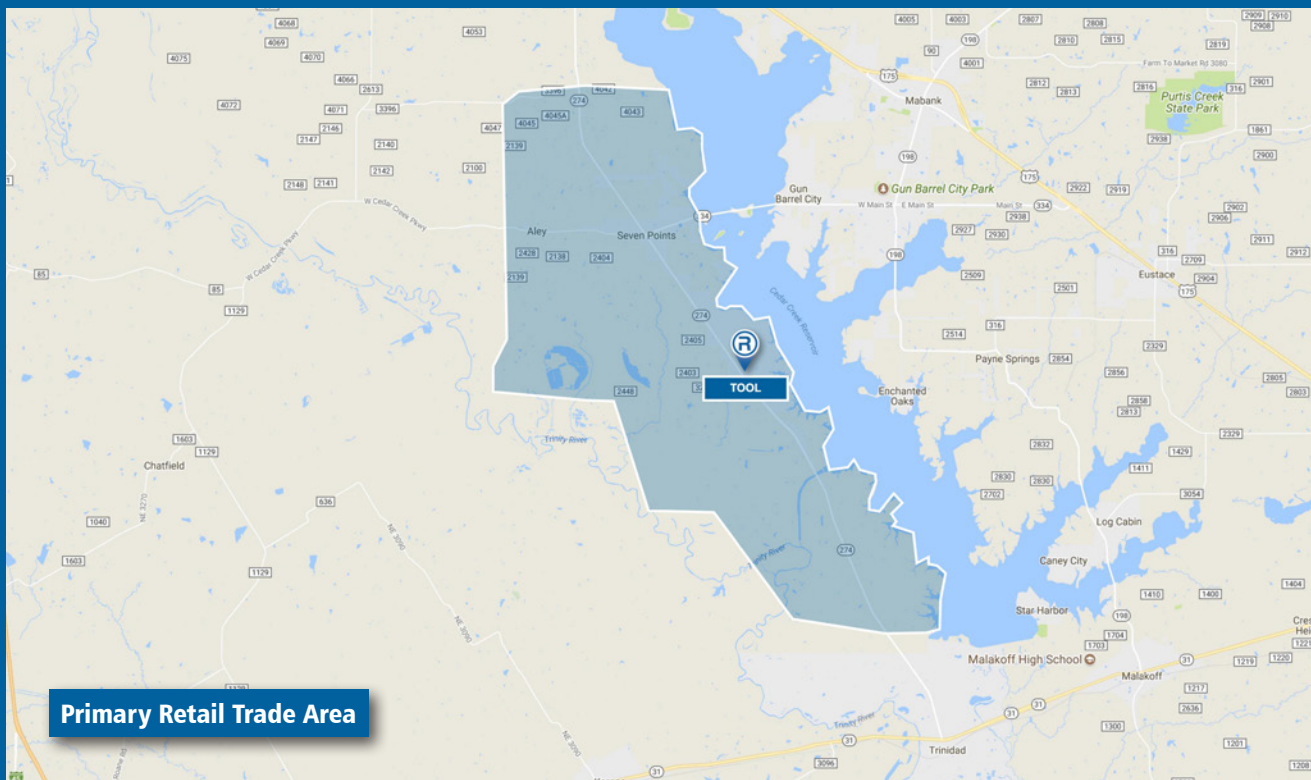


Retail Market Profile 2018



Contact Information

Makenzie Lyons, City Secretary
 City of Tool, Texas
 701 North Tool Drive
 Tool, Texas 75143
 Phone 903.432.3522 ext. 102
 Cell 903.432.3867
 mlyons@tooltexas.org
 www.tooltexas.org

April 2018. All information furnished is from sources deemed reliable and is submitted subject to errors, omissions, change of terms and/or conditions. Prepared by The Retail Coach, LLC, a national retail consulting and market research firm. 800.851.0962.

Population

	2000	2010	2018 ESTIMATE	2023 PROJECTION
Primary Retail Trade Area	8,194	8,638	8,777	9,033

Income

	2018 ESTIMATE
Average Household	\$66,930
Median Household	\$45,647
Per Capita	\$28,589

Educational Attainment

	2018 ESTIMATE
Graduate or Professional	4.1%
Bachelor's Degree	12.7%
Associate Degree	5.4%
Some College, No Degree	19.1%
High School Graduate	39.2%
Some High School, No Degree	13.1%
Less than 9th Grade	6.5%

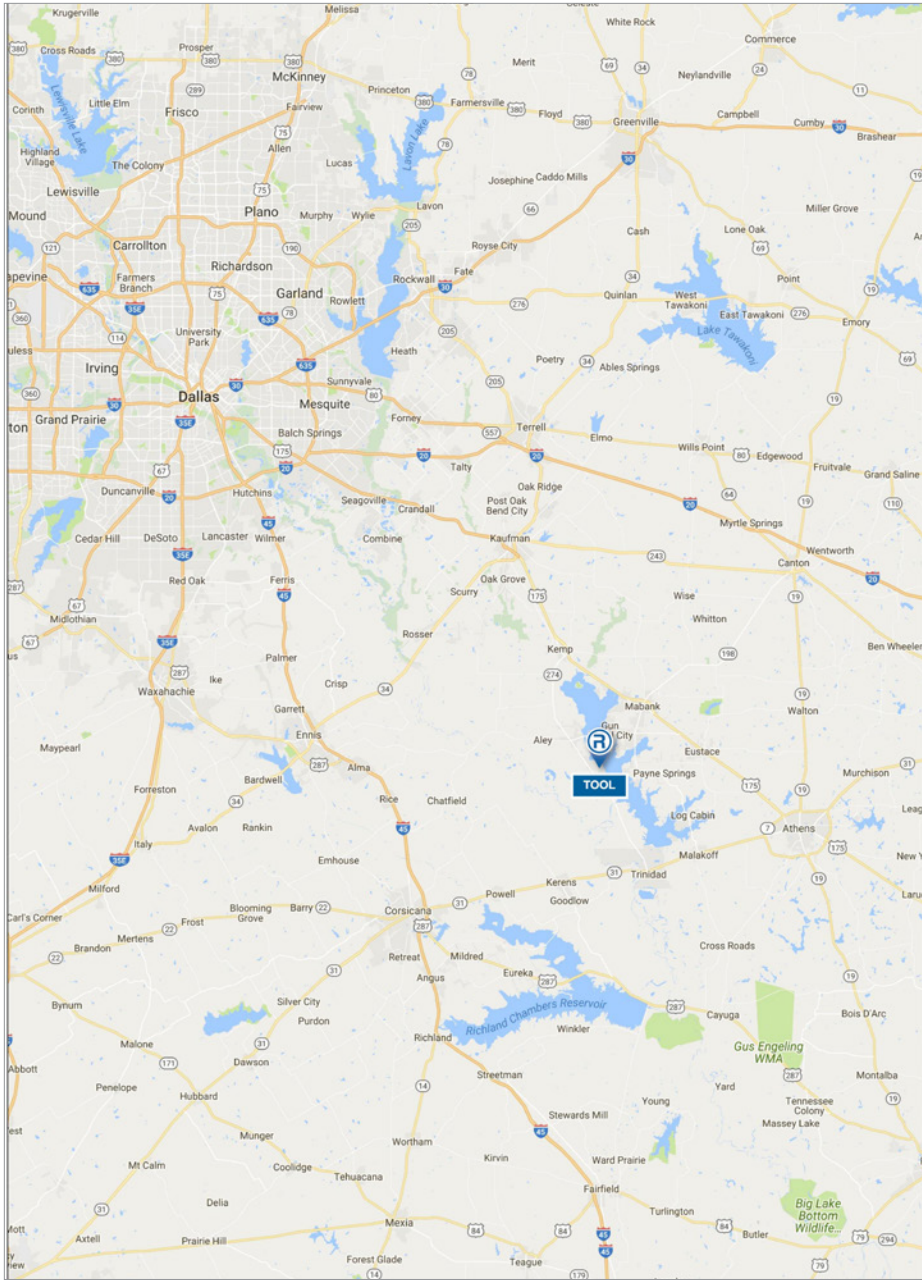
Race Distribution

	2018 ESTIMATE
White	93.26%
Black or African American	1.40%
American Indian/Alaskan	0.74%
Asian	0.39%
Native Hawaiian/Islander	0.18%
Other Race	2.22%
Two or More Races	1.81%
Hispanic or Latino (of any race)	9.41%

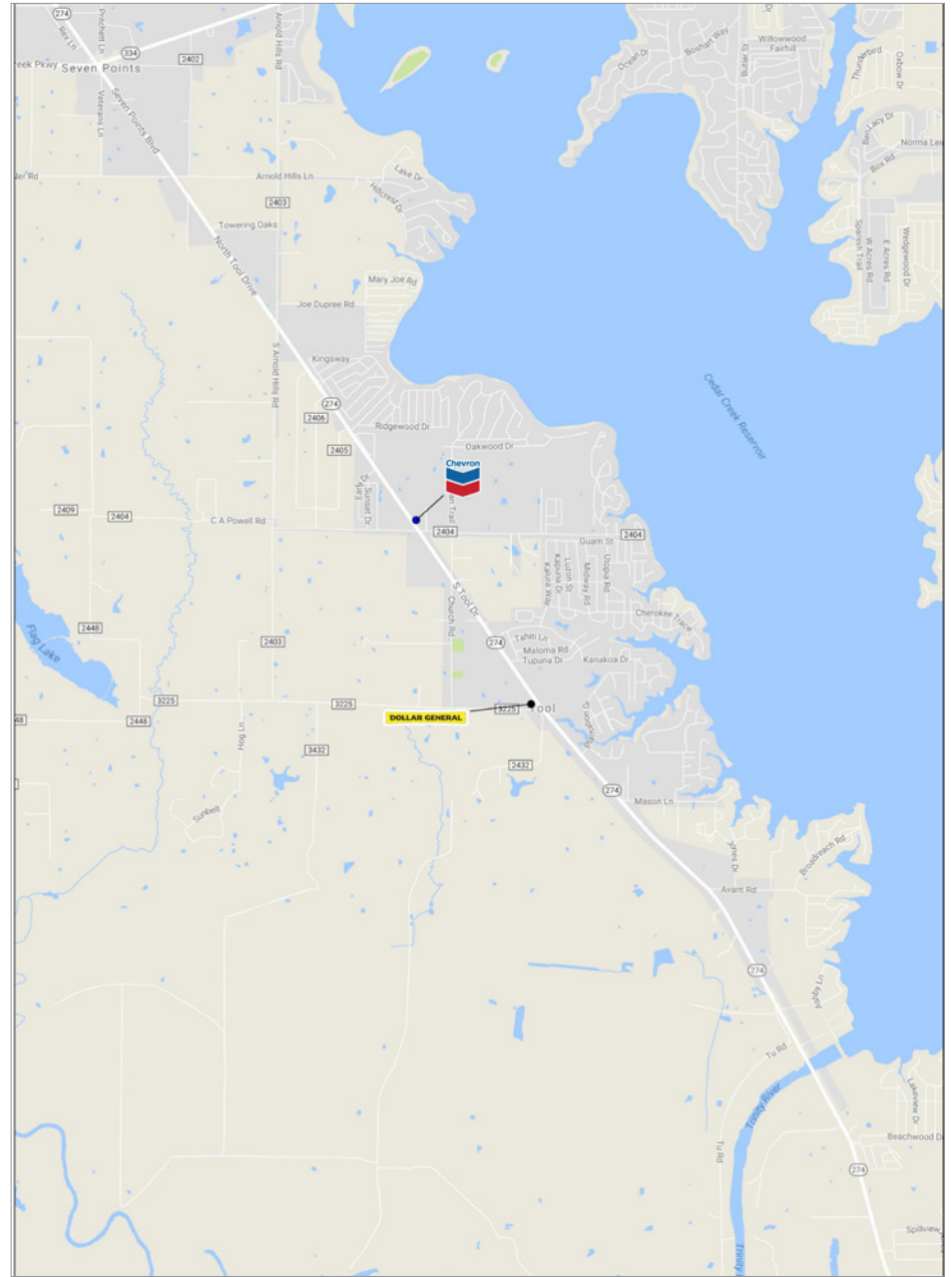
Age

GROUPS	2018 ESTIMATE
9 Years and Under	9.89%
10-17 Years	8.25%
18-24 Years	6.73%
25-34 Years	9.89%
35-44 Years	8.73%
45-54 Years	12.00%
55-64 Years	17.71%
65 Years and Over	26.82%
DISTRIBUTION	2018 ESTIMATE
Median Age	50.89
Average Age	46.07

LOCATION MAP



EXISTING RETAIL



Information provided is for illustrative purposes only and is deemed to be correct as of publish date of this document. Data sources used may include: ESRI, AGS, Nielsen, RegisPro, SitesUSA, TxDOT and/or Microsoft Corporation.