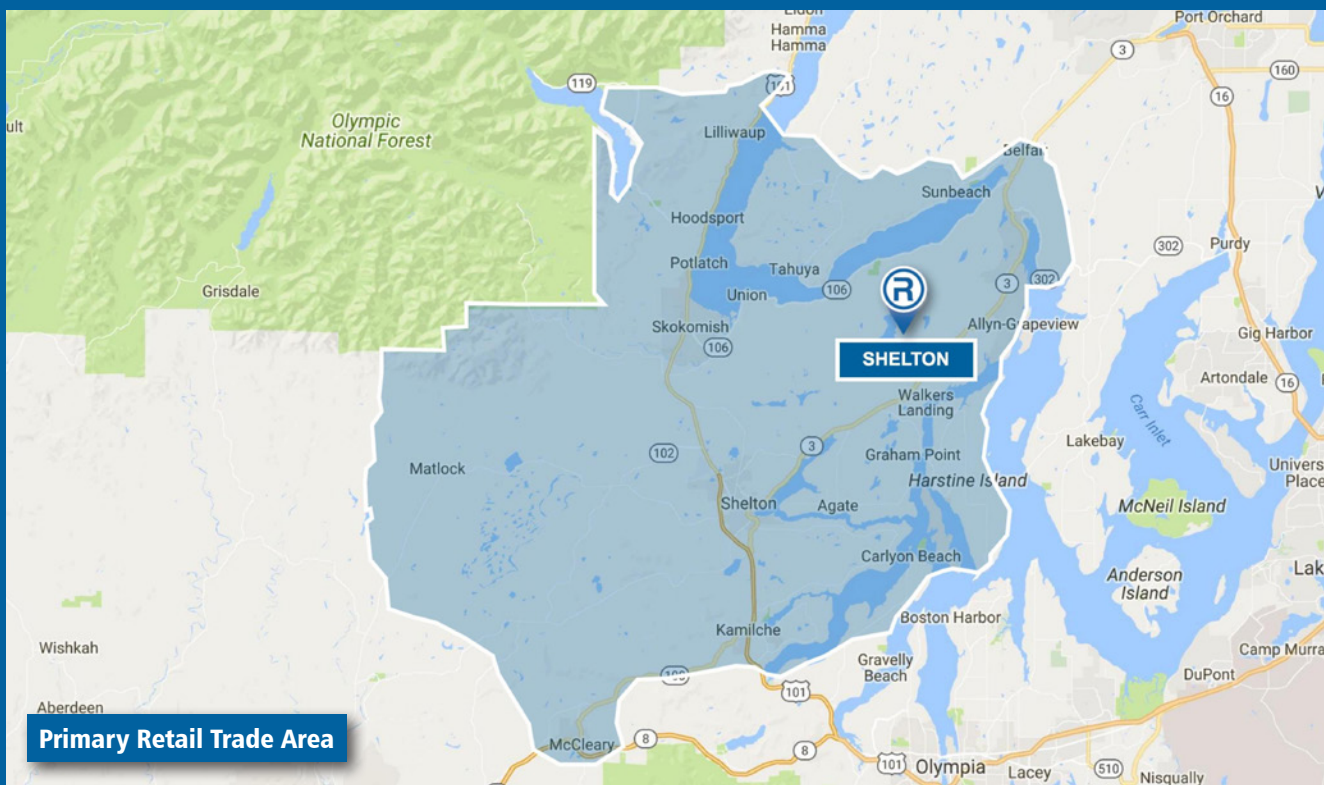


Retail Market Profile 2018



Contact Information

Andy Arnes, Communications & Economic Development Officer
 City of Shelton
 525 West Cota Street
 Shelton, Washington 98584
 Phone 360.432.5114
 Cell 360.968.9045
 andy.arnes@sheltonwa.gov
 www.ci.shelton.wa.us

March 2018. All information furnished is from sources deemed reliable and is submitted subject to errors, omissions, change of terms and/or conditions. Prepared by The Retail Coach, LLC, a national retail consulting and market research firm. 800.851.0962.

Population

	2000	2010	2018 ESTIMATE	2023 PROJECTION
Primary Retail Trade Area	48,875	59,422	62,115	64,521

Income

	2018 ESTIMATE
Average Household	\$72,175
Median Household	\$57,170
Per Capita	\$29,808

Educational Attainment

	2018 ESTIMATE
Graduate or Professional	6.9%
Bachelor's Degree	12.2%
Associate Degree	9.1%
Some College, No Degree	29.8%
High School Graduate	30.1%
Some High School, No Degree	8.4%
Less than 9th Grade	3.4%

Race Distribution

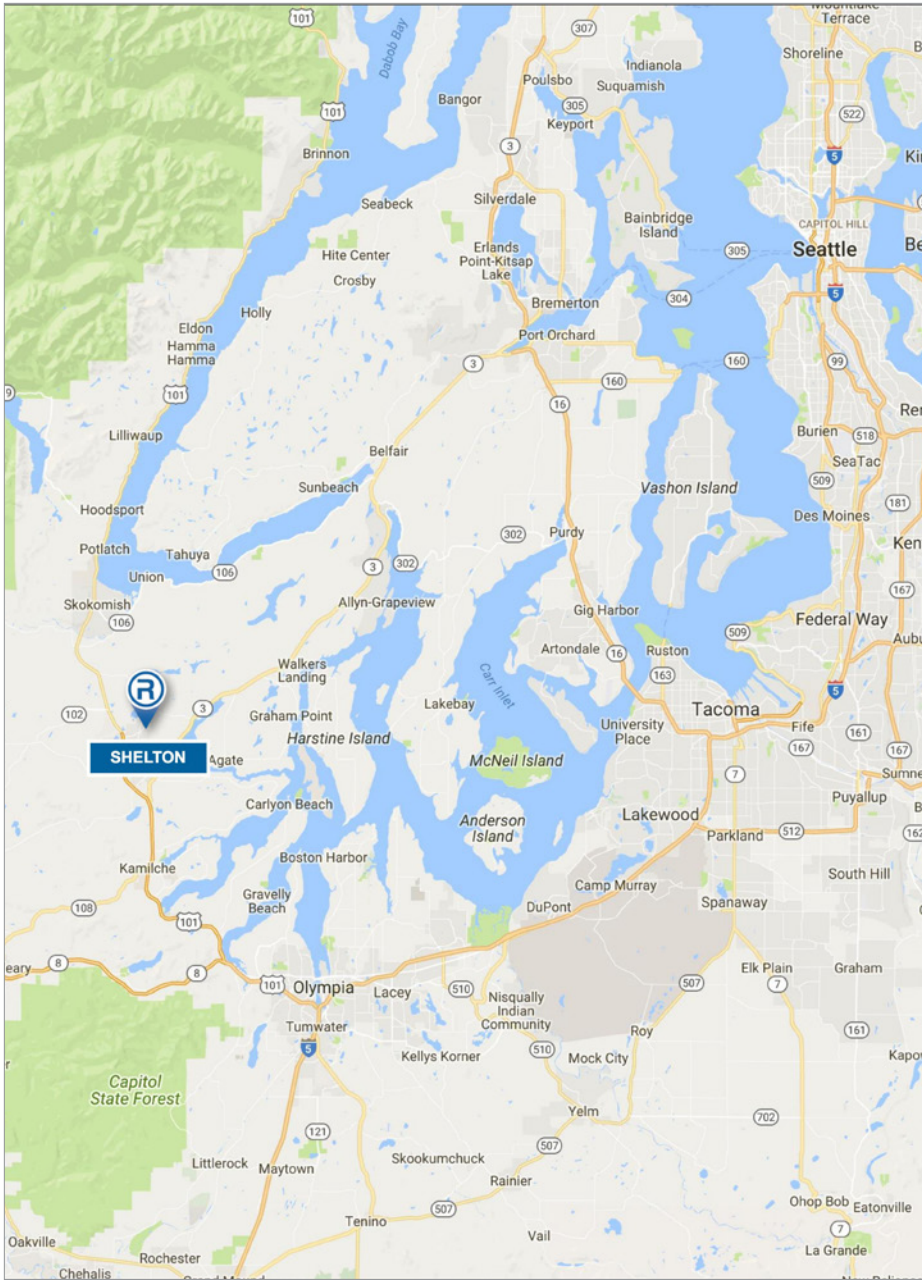
	2018 ESTIMATE
White	84.27%
Black or African American	1.34%
American Indian/Alaskan	3.86%
Asian	1.47%
Native Hawaiian/Islander	0.44%
Other Race	4.09%
Two or More Races	4.54%
Hispanic or Latino (of any race)	9.62%

Age

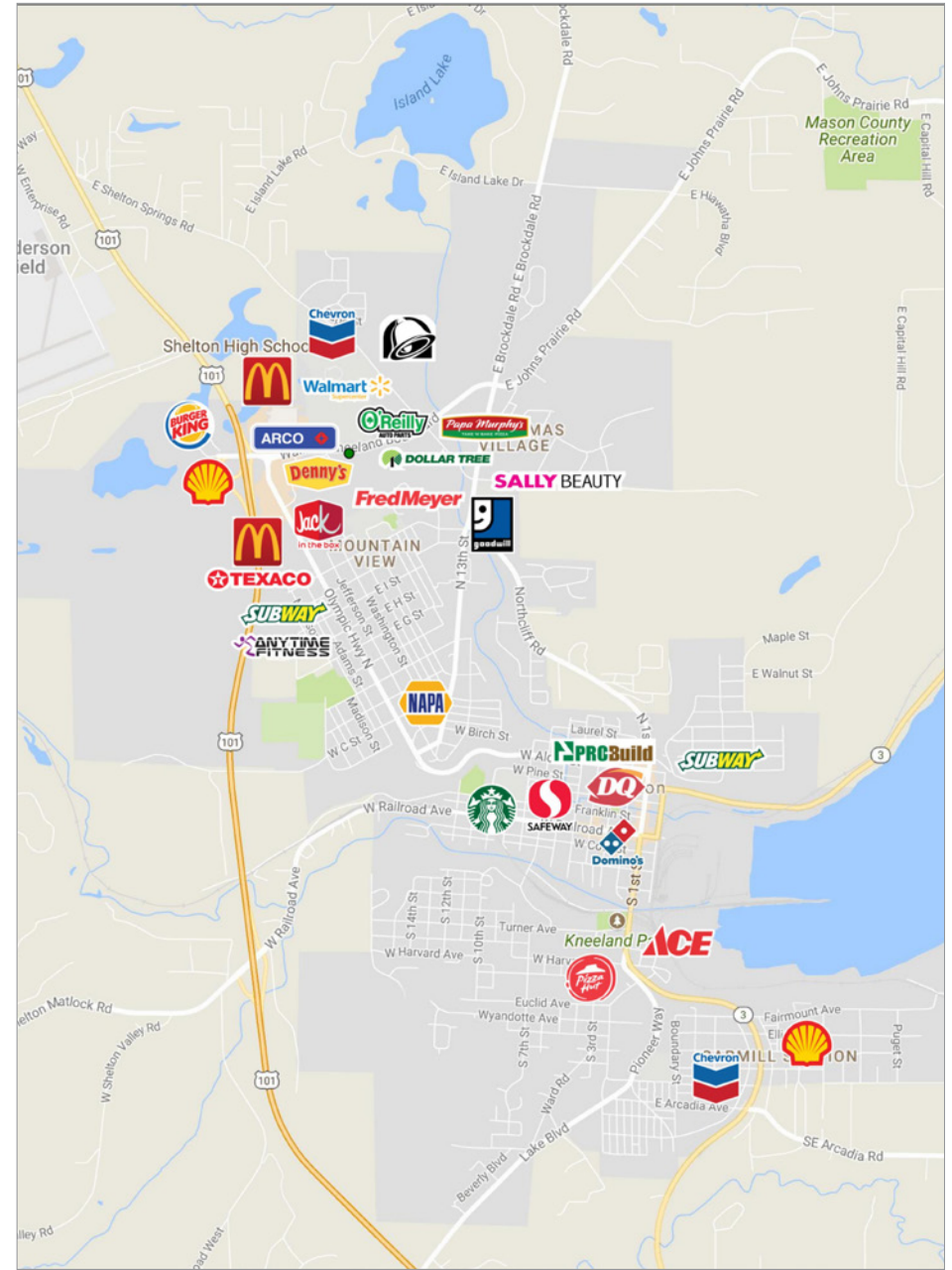
GROUPS	2018 ESTIMATE
9 Years and Under	10.38%
10-17 Years	8.62%
18-24 Years	7.85%
25-34 Years	11.24%
35-44 Years	10.75%
45-54 Years	11.84%
55-64 Years	16.38%
65 Years and Over	22.94%
DISTRIBUTION	2018 ESTIMATE
Median Age	46.06
Average Age	43.93



LOCATION MAP



EXISTING RETAIL



Information provided is for illustrative purposes only and is deemed to be correct as of publish date of this document. Data sources used may include: ESRI, AGS, Nielsen, RegisPro, SitesUSA, TxDOT and/or Microsoft Corporation.