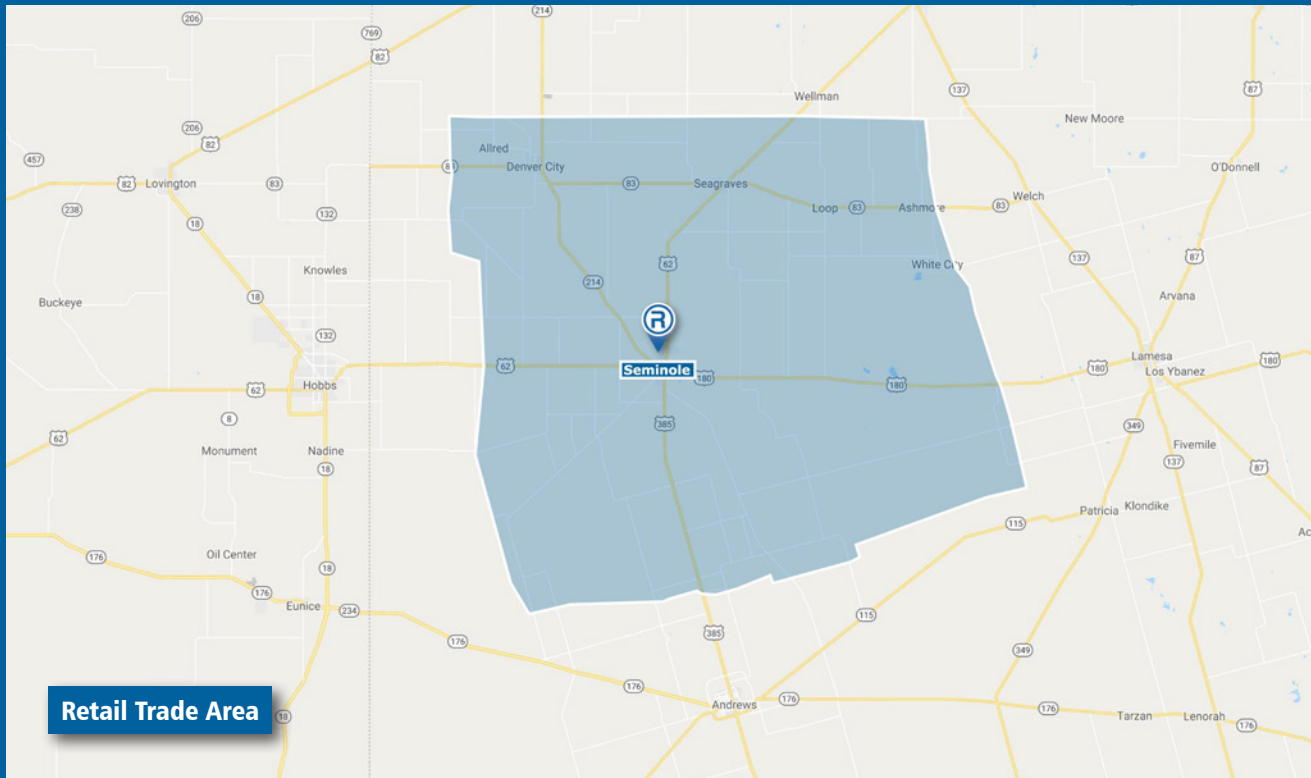


# Retail Market Profile 2019



**ECONOMIC  
DEVELOPMENT  
CORPORATION**

## Contact Information

**Tommy Phillips, City Administrator**

City of Seminole  
302 South Main Street  
Seminole, Texas 79360

Phone 432.758.3676

tphillips@cityofseminole.org

www.seminoleedc.org

September 2019. All information furnished is from sources deemed reliable and is submitted subject to errors, omissions, change of terms and/or conditions. Prepared by The Retail Coach, LLC, a national retail consulting and market research firm. 800.851.0962.

## Population

	2000	2010	2019 ESTIMATE	2024 PROJECTION
Retail Trade Area	19,363	22,714	27,084	29,279

## Income

	2019 ESTIMATE
Average Household	\$75,968
Median Household	\$59,750
Per Capita	\$24,588

## Educational Attainment

	2019 ESTIMATE
Graduate or Professional	3.8%
Bachelor's Degree	8.4%
Associate Degree	5.7%
Some College, No Degree	16.0%
High School Graduate	29.2%
Some High School, No Degree	11.6%
Less than 9th Grade	25.2%

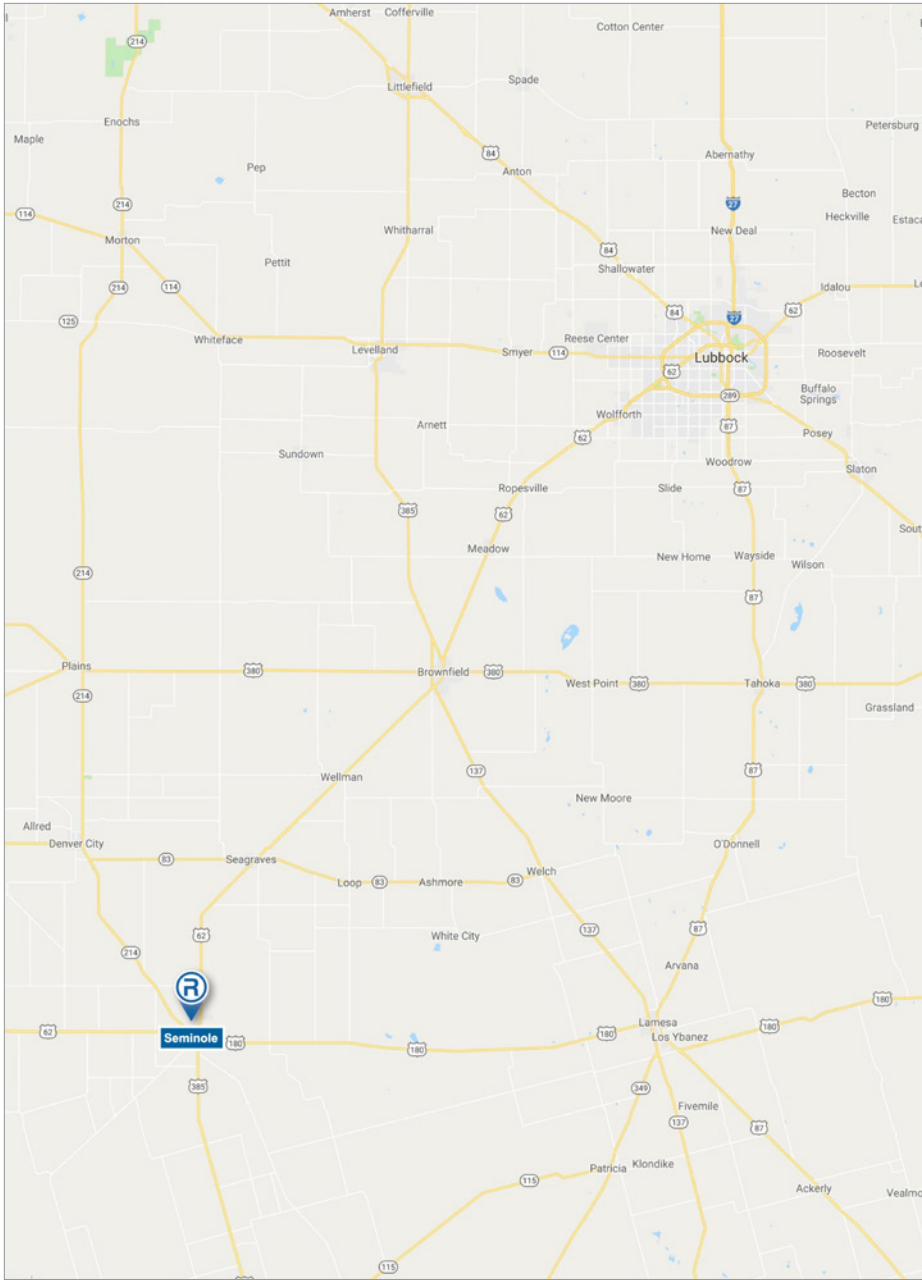
## Race Distribution

	2019 ESTIMATE
White	77.55%
Black or African American	1.99%
American Indian/Alaskan	0.83%
Asian	0.67%
Native Hawaiian/Islander	0.00%
Other Race	16.33%
Two or More Races	2.62%
Hispanic or Latino (of any race)	50.08%

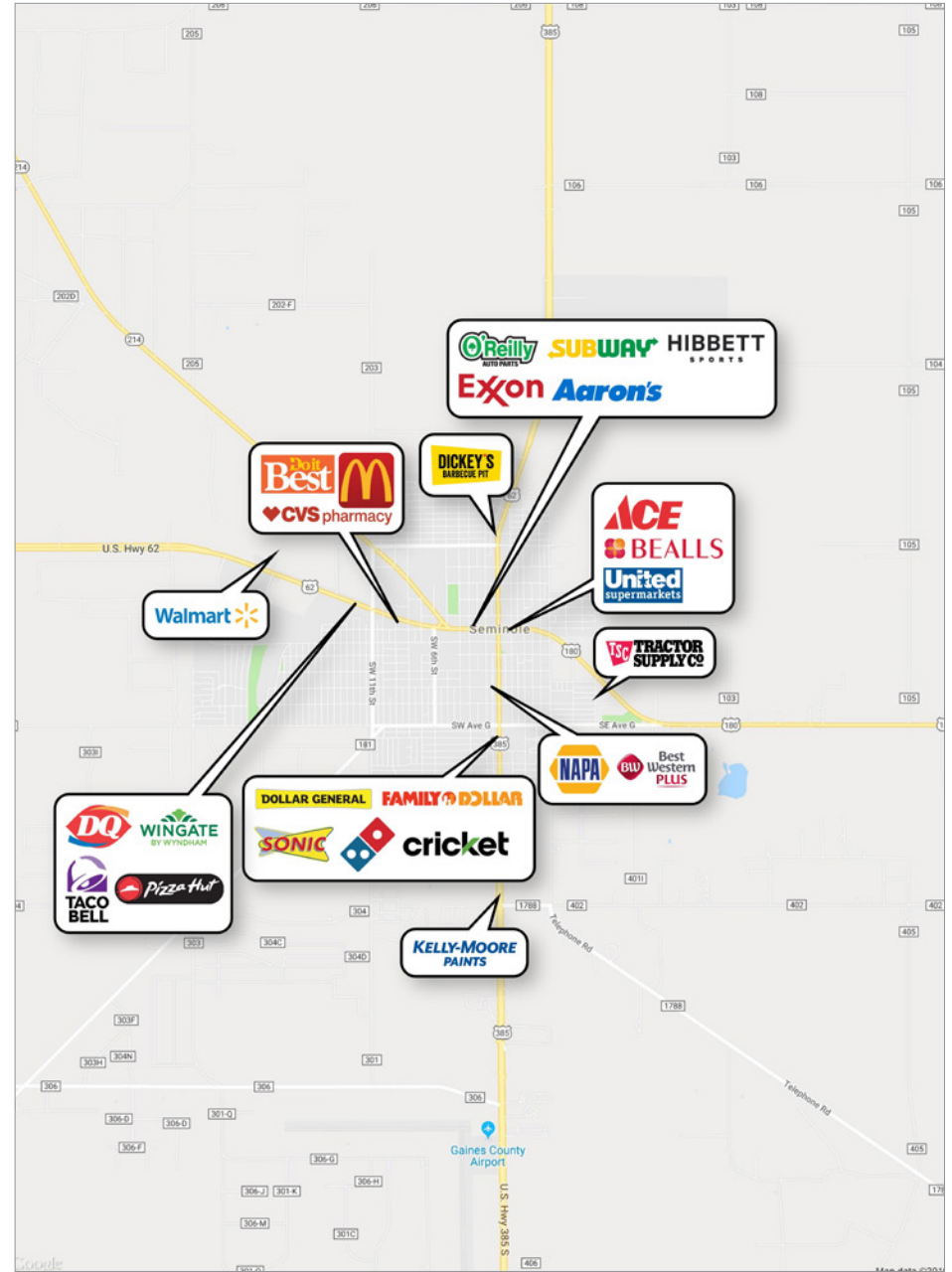
## Age

GROUPS	2019 ESTIMATE
9 Years and Under	19.55%
10-17 Years	14.42%
18-24 Years	10.26%
25-34 Years	13.09%
35-44 Years	12.01%
45-54 Years	10.37%
55-64 Years	9.99%
65 Years and Over	10.31%
DISTRIBUTION	2019 ESTIMATE
Median Age	29.27
Average Age	32.79

## LOCATION MAP



## EXISTING RETAIL



Information provided is for illustrative purposes only and is deemed to be correct as of publish date of this document. Data sources used may include: ESRI, AGS, Nielsen, RegisPro, SitesUSA, TxDOT and/or Microsoft Corporation.