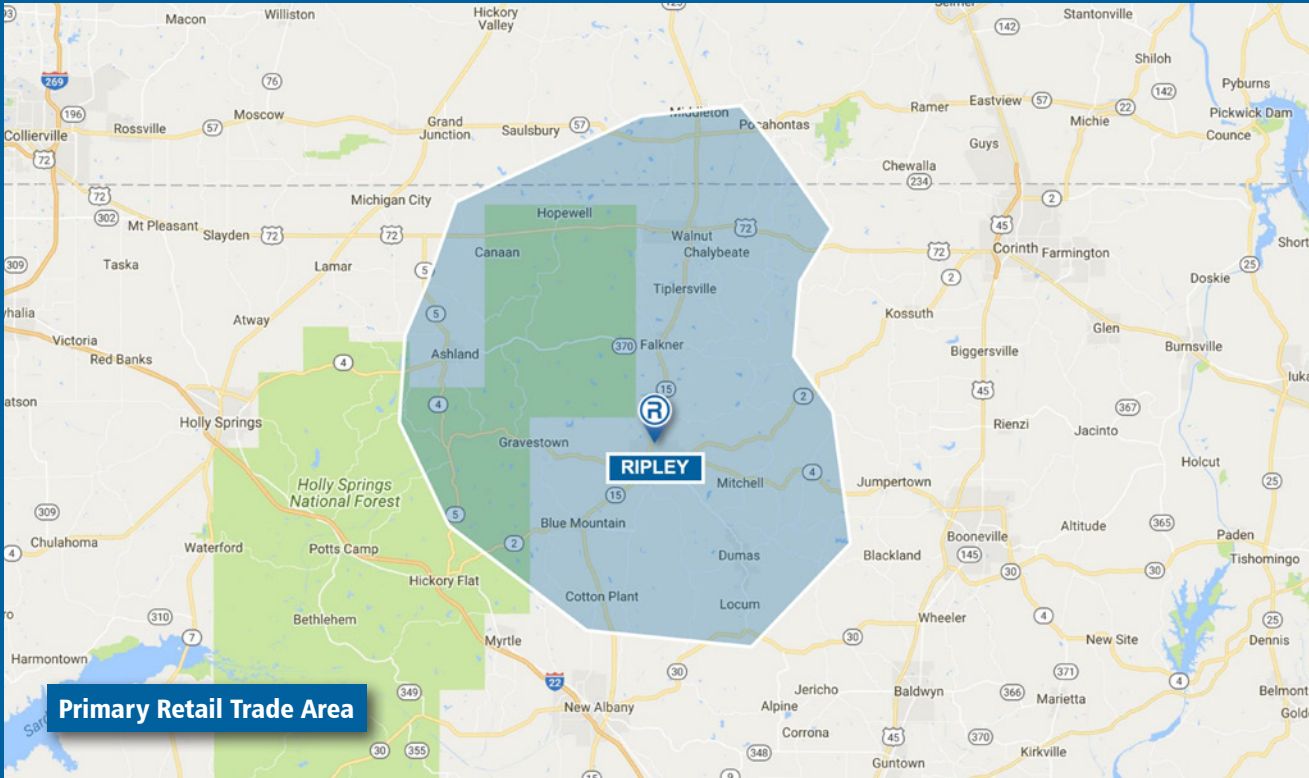


Retail Market Profile 2018



Contact Information

Chris Marsalis, Mayor
 City of Ripley, Mississippi
 500 South Main Street
 Ripley, Mississippi 38663
 Phone 662.837.0130
 chris.marsalis@gmail.com
 www.ripley.ms.gov

June 2018. All information furnished is from sources deemed reliable and is submitted subject to errors, omissions, change of terms and/or conditions. Prepared by The Retail Coach, LLC, a national retail consulting and market research firm. 800.851.0962.

Population

	2000	2010	2018 ESTIMATE	2023 PROJECTION
Primary Retail Trade Area	28,689	30,560	30,245	30,331

Income

	2018 ESTIMATE
Average Household	\$54,536
Median Household	\$39,382
Per Capita	\$21,448

Educational Attainment

	2018 ESTIMATE
Graduate or Professional	5.3%
Bachelor's Degree	6.9%
Associate Degree	8.0%
Some College, No Degree	21.2%
High School Graduate	34.9%
Some High School, No Degree	14.6%
Less than 9th Grade	9.0%

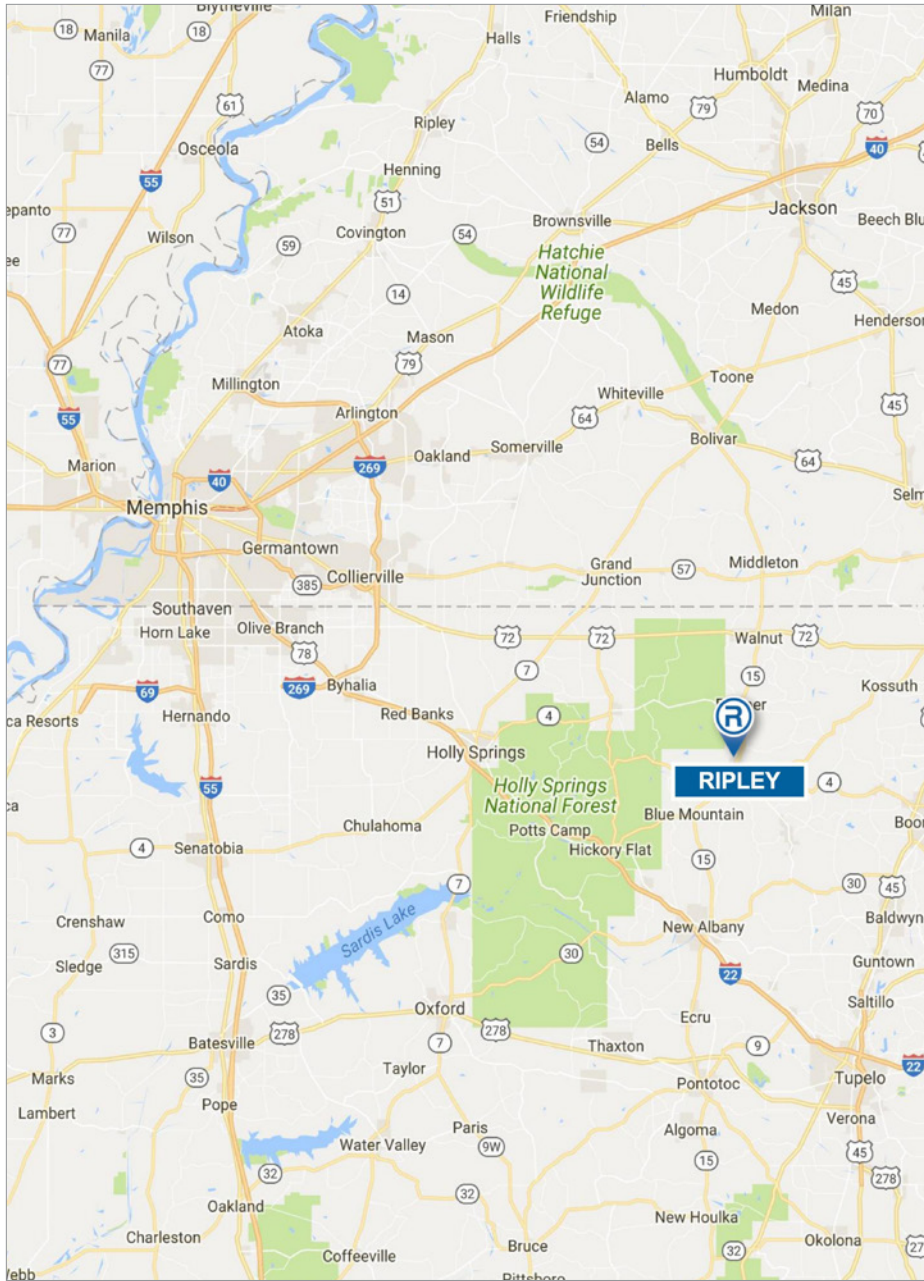
Race Distribution

	2018 ESTIMATE
White	78.82%
Black or African American	16.77%
American Indian/Alaskan	0.33%
Asian	0.27%
Native Hawaiian/Islander	0.01%
Other Race	2.09%
Two or More Races	1.70%
Hispanic or Latino (of any race)	4.25%

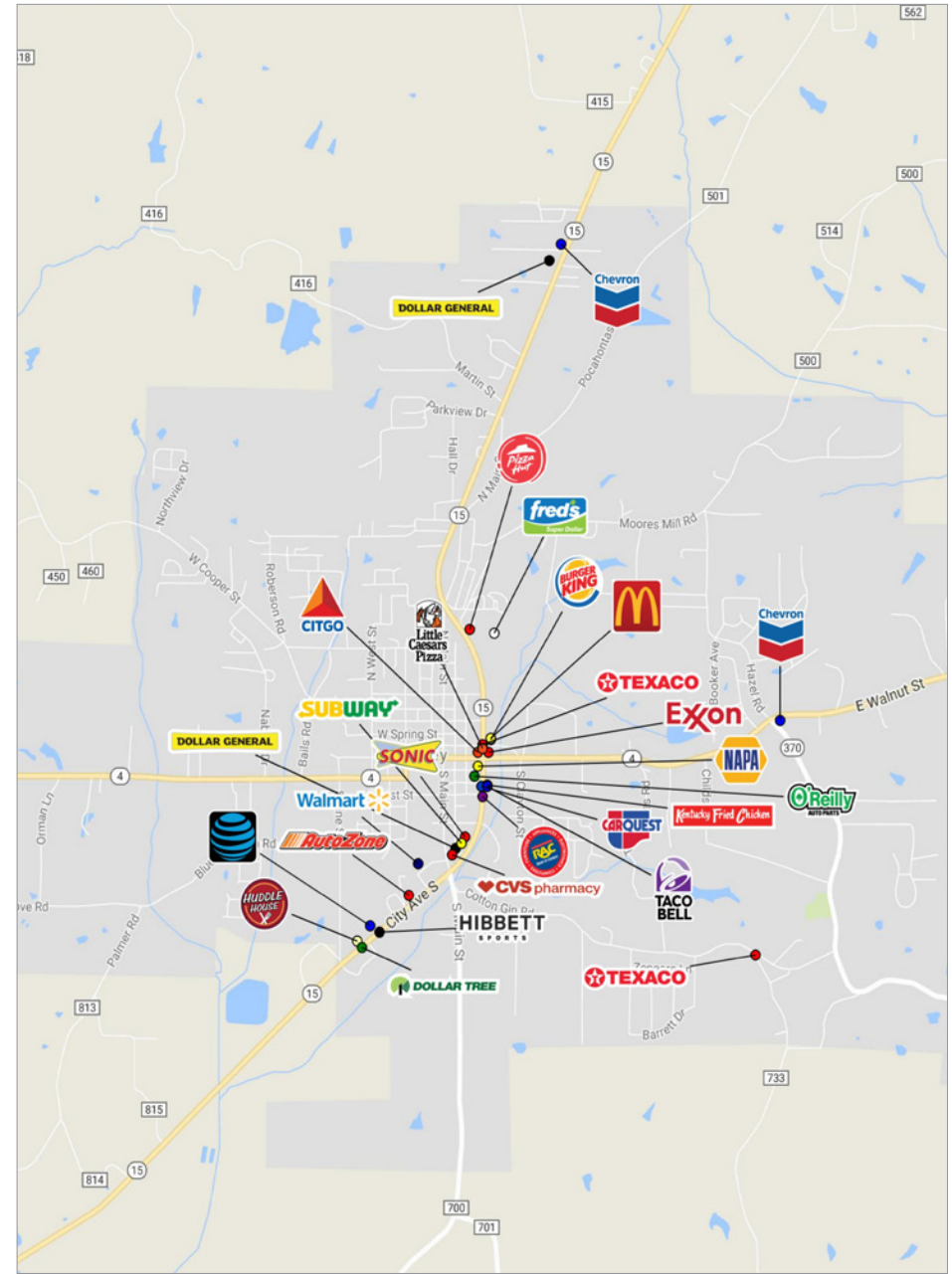
Age

GROUPS	2018 ESTIMATE
9 Years and Under	12.46%
10-17 Years	10.86%
18-24 Years	9.34%
25-34 Years	11.59%
35-44 Years	11.80%
45-54 Years	13.01%
55-64 Years	13.07%
65 Years and Over	17.86%
DISTRIBUTION	2018 ESTIMATE
Median Age	39.95
Average Age	40.02

LOCATION MAP



EXISTING RETAIL



Information provided is for illustrative purposes only and is deemed to be correct as of publish date of this document. Data sources used may include: ESRI, AGS, Nielsen, RegisPro, SitesUSA, TxDOT and/or Microsoft Corporation.