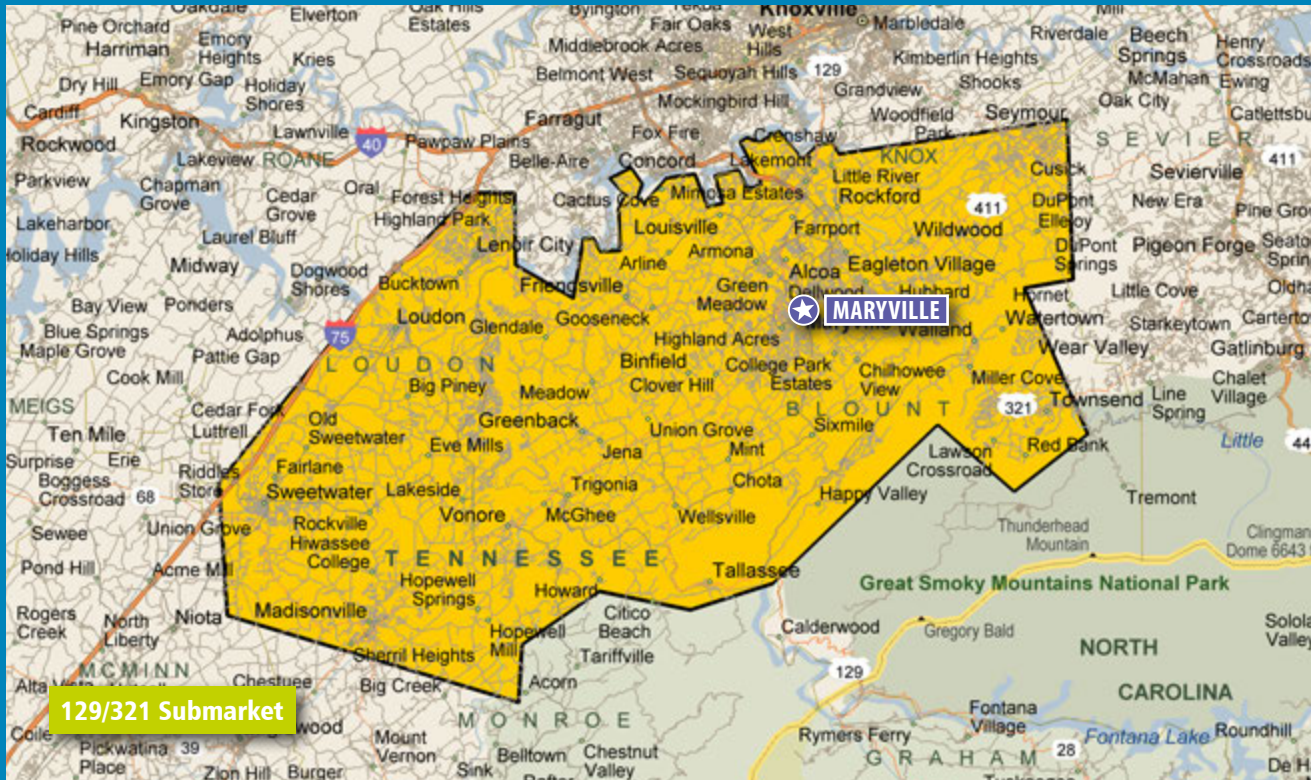


Retail Market Profile 2015



129/321 Submarket



Contact Information

Greg McClain, City Manager
City of Maryville
404 West Broadway Avenue
Maryville, Tennessee 37801
Phone 865.273.3400
gmclain@maryville-tn.gov
www.maryvillegov.com

April 2015. All information furnished is from sources deemed reliable and is submitted subject to errors, omissions, change of terms and/or conditions. Prepared by The Retail Coach, LLC, a national retail consulting and market research firm. 800.851.0962.

Population

	2000	2010	2015 ESTIMATE	2020 PROJECTION
129/321 Submarket	167,722	199,297	205,835	213,376

Income

	2015 ESTIMATE
Average Household	\$58,552
Median Household	\$45,724
Per Capita	\$23,758

Educational Attainment

	2015 ESTIMATE
Graduate or Professional	7.24%
Bachelor's Degree	12.84%
Associate Degree	7.58%
Some College, No Degree	21.88%
High School Graduate	35.85%
Some High School, No Degree	8.91%
Less than 9th Grade	5.69%

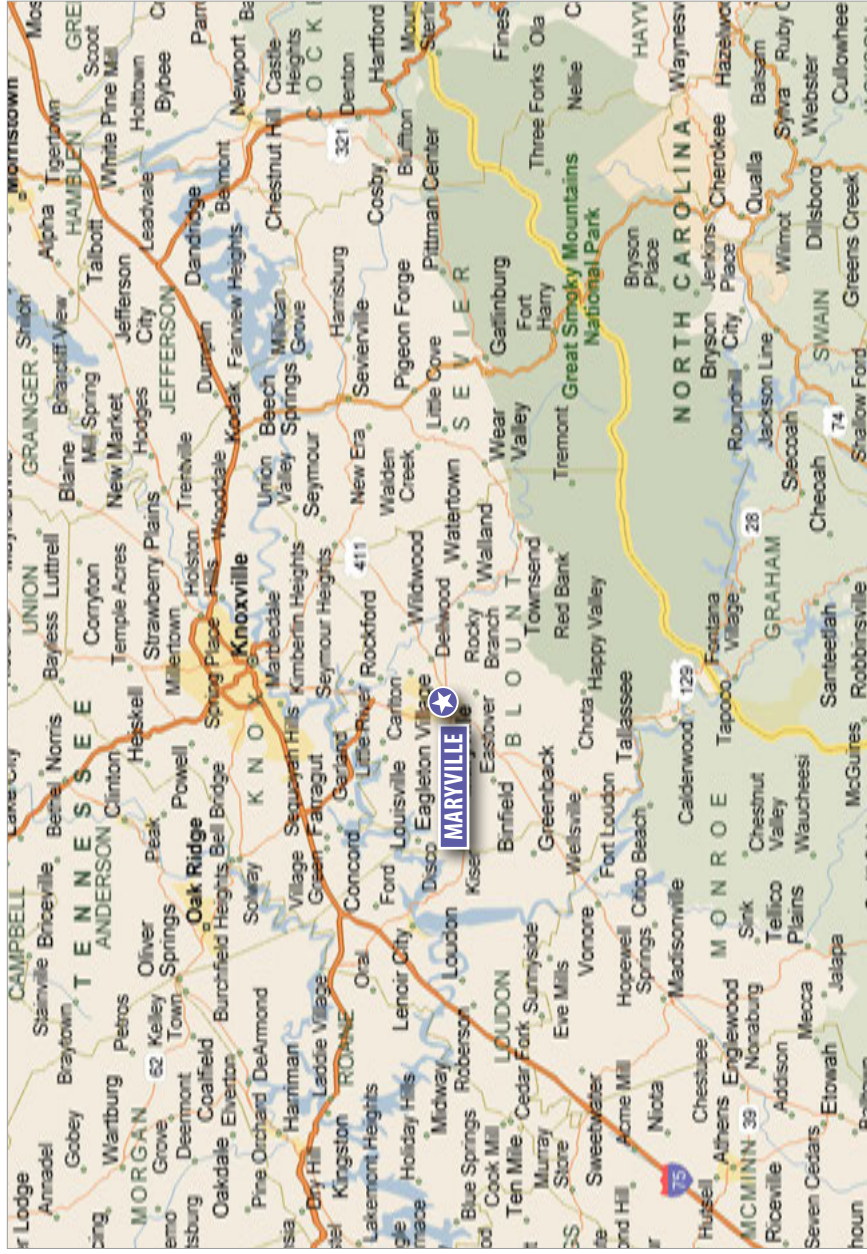
Race Distribution

	2015 ESTIMATE
White	92.38%
Black or African American	2.65%
American Indian/Alaskan	0.37%
Asian	0.79%
Native Hawaiian/Islander	0.05%
Other Race	2.12%
Two or More Races	1.64%
Hispanic or Latino (of any race)	4.57%

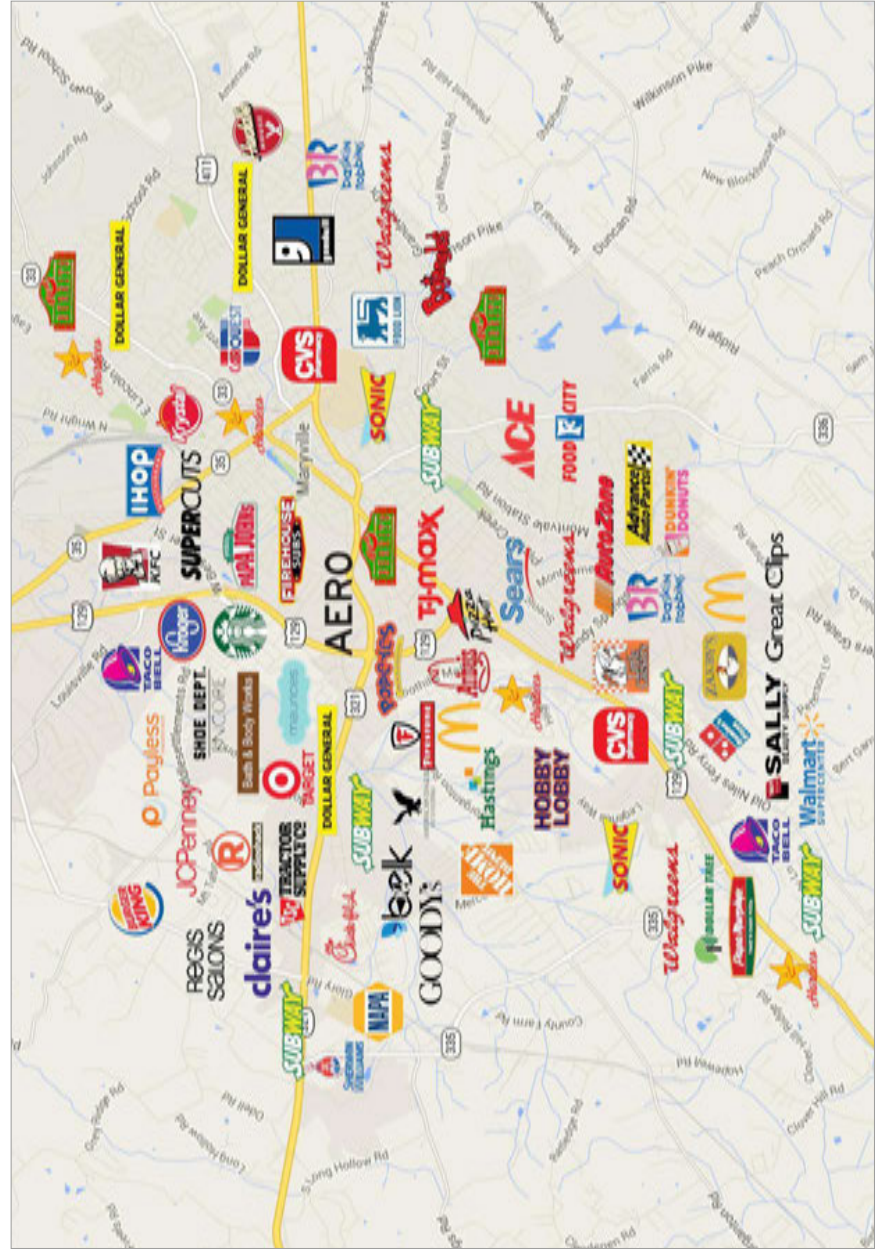
Age

GROUPS	2015 ESTIMATE
9 Years and Under	10.86%
10-17 Years	9.99%
18-24 Years	8.33%
25-34 Years	10.73%
35-44 Years	11.89%
45-54 Years	14.04%
55-64 Years	14.25%
65 Years and Over	19.90%
DISTRIBUTION	2015 ESTIMATE
Median Age	43.5
Average Age	42.1

LOCATION MAP



EXISTING RETAIL



Information provided is for illustrative purposes only and is deemed to be correct as of publish date of this document. Data sources used may include: ESRI, AGS, Nielsen, RegisPro, SitesUSA, TxDOT and/or Microsoft Corporation.