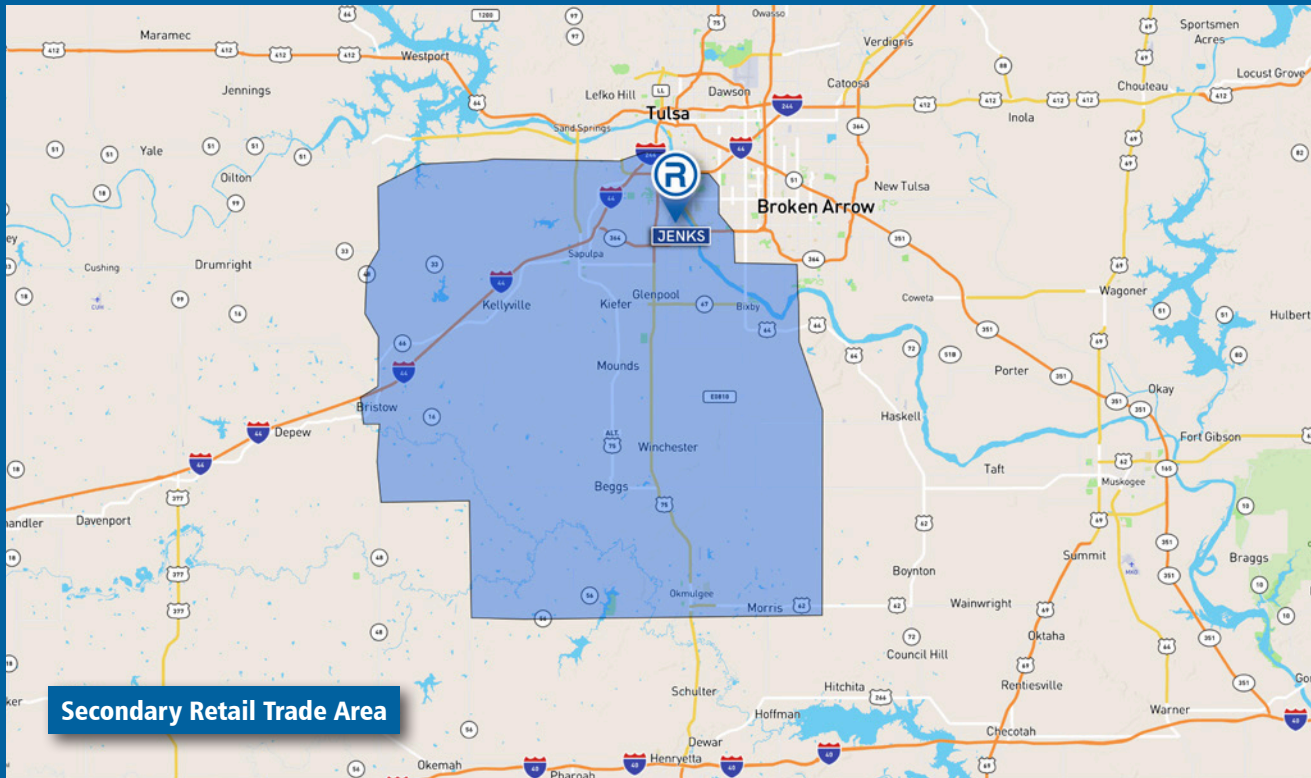


Retail Market Profile 2017



Secondary Retail Trade Area



Contact Information

Christopher Shrou, City Manager

The City of Jenks, Oklahoma
 211 North Elm Street
 P.O. Box 2007
 Jenks, Oklahoma 74037

Phone 918.556.7410
 cshrou@jenksok.org
 www.jenksok.com

November 2017. All information furnished is from sources deemed reliable and is submitted subject to errors, omissions, change of terms and/or conditions. Prepared by The Retail Coach, LLC, a national retail consulting and market research firm. 800.851.0962.

Population

	2000	2010	2017 ESTIMATE	2022 PROJECTION
Highway75 Submarket Secondary Retail Trade Area	195,369	211,593	230,808	243,548

Income

	2017 ESTIMATE
Average Household	\$79,476
Median Household	\$54,047
Per Capita	\$31,281

Educational Attainment

	2017 ESTIMATE
Graduate or Professional	9.90%
Bachelor's Degree	20.00%
Associate Degree	9.00%
Some College, No Degree	23.50%
High School Graduate	23.90%
Some High School, No Degree	6.90%
Less than 9th Grade	2.80%

Race Distribution

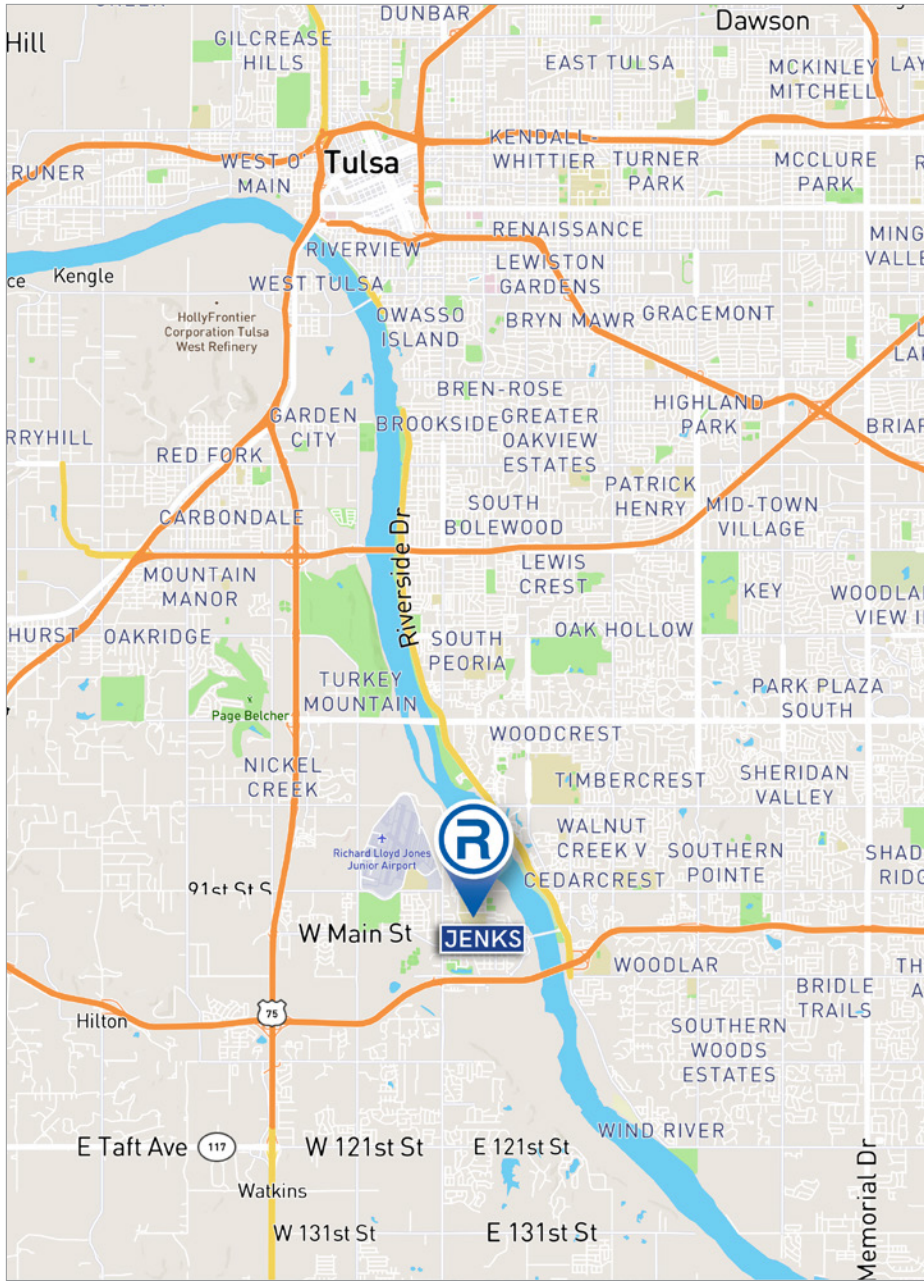
	2017 ESTIMATE
White	72.80%
Black or African American	6.30%
American Indian/Alaskan	8.80%
Asian	2.10%
Native Hawaiian/Islander	0.10%
Other Race	2.90%
Two or More Races	6.90%
Hispanic or Latino (of any race)	7.10%

Age

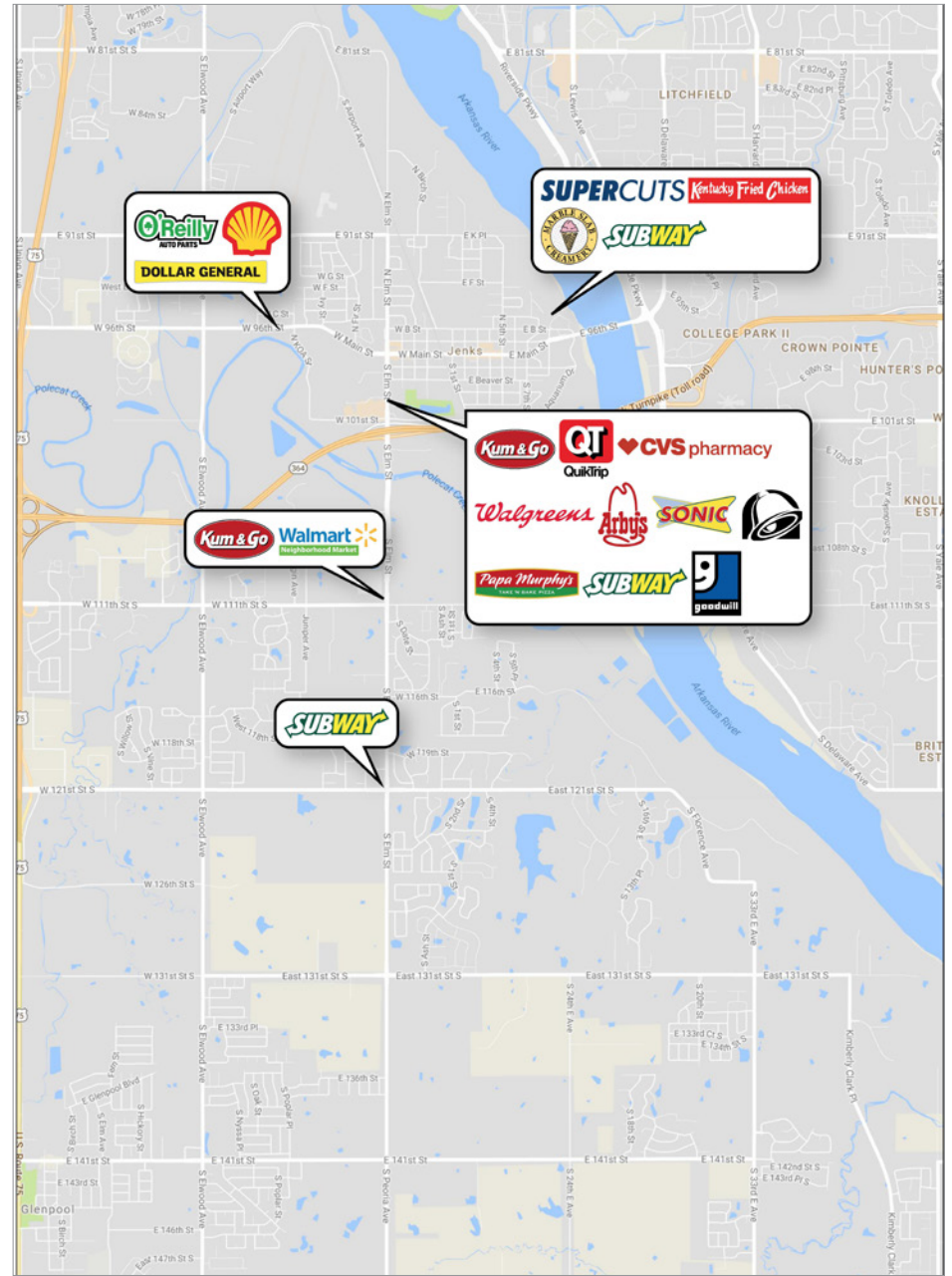
GROUPS	2017 ESTIMATE
9 Years and Under	12.90%
10-17 Years	11.84%
18-24 Years	5.24%
25-34 Years	13.10%
35-44 Years	12.30%
45-54 Years	12.70%
55-64 Years	13.10%
65 Years and Over	16.20%
DISTRIBUTION	2017 ESTIMATE
Median Age	38.4
Average Age	38.5



LOCATION MAP



EXISTING RETAIL



Information provided is for illustrative purposes only and is deemed to be correct as of publish date of this document. Data sources used may include: ESRI, AGS, Nielsen, RegisPro, SitesUSA, TxDOT and/or Microsoft Corporation.