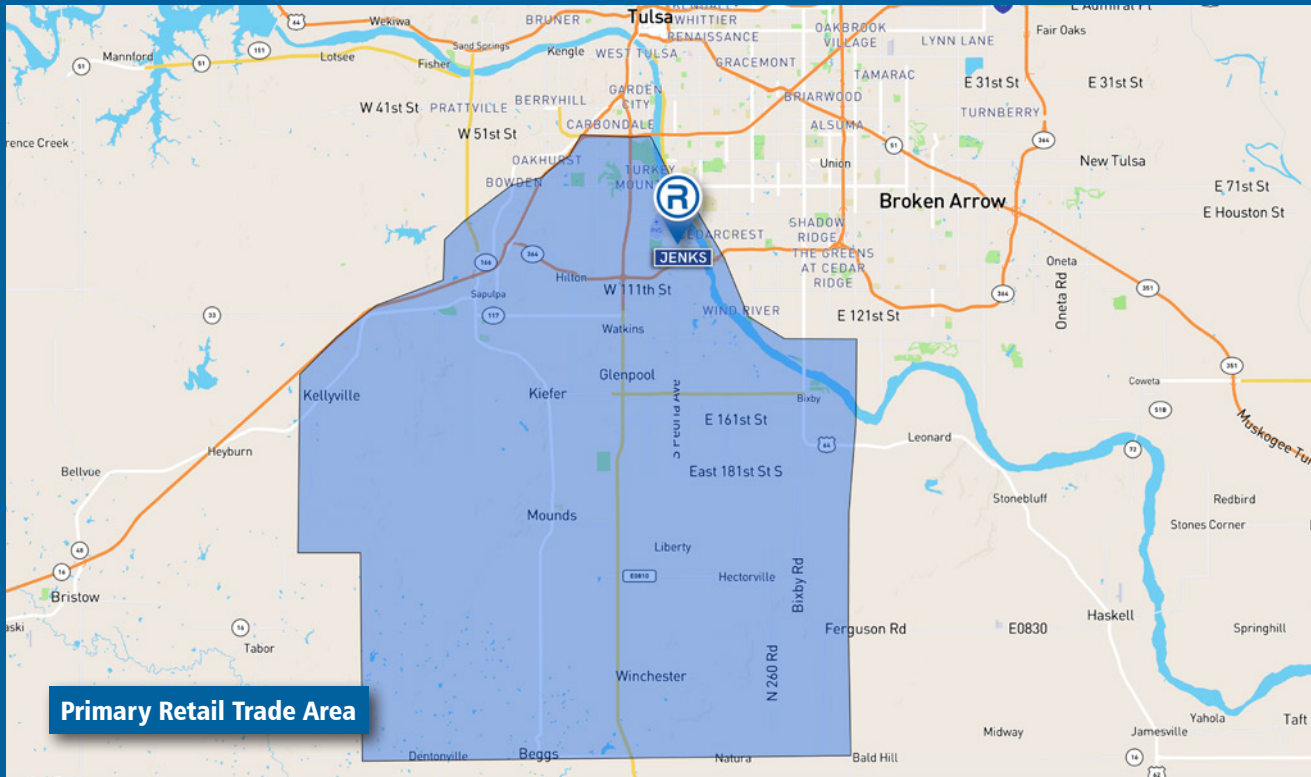


Retail Market Profile 2017



Primary Retail Trade Area



Contact Information

Christopher Shrou, City Manager

The City of Jenks, Oklahoma
 211 North Elm Street
 P.O. Box 2007
 Jenks, Oklahoma 74037

Phone 918.556.7410
 cshrou@jenksok.org
 www.jenksok.com

November 2017. All information furnished is from sources deemed reliable and is submitted subject to errors, omissions, change of terms and/or conditions. Prepared by The Retail Coach, LLC, a national retail consulting and market research firm. 800.851.0962.

Population

	2000	2010	2017 ESTIMATE	2022 PROJECTION
Highway75 Submarket Primary Retail Trade Area	80,472	96,066	108,626	116,524

Income

	2017 ESTIMATE
Average Household	\$80,082
Median Household	\$58,490
Per Capita	\$29,606

Educational Attainment

	2017 ESTIMATE
Graduate or Professional	8.60%
Bachelor's Degree	19.50%
Associate Degree	9.30%
Some College, No Degree	23.60%
High School Graduate	24.60%
Some High School, No Degree	7.50%
Less than 9th Grade	2.70%

Race Distribution

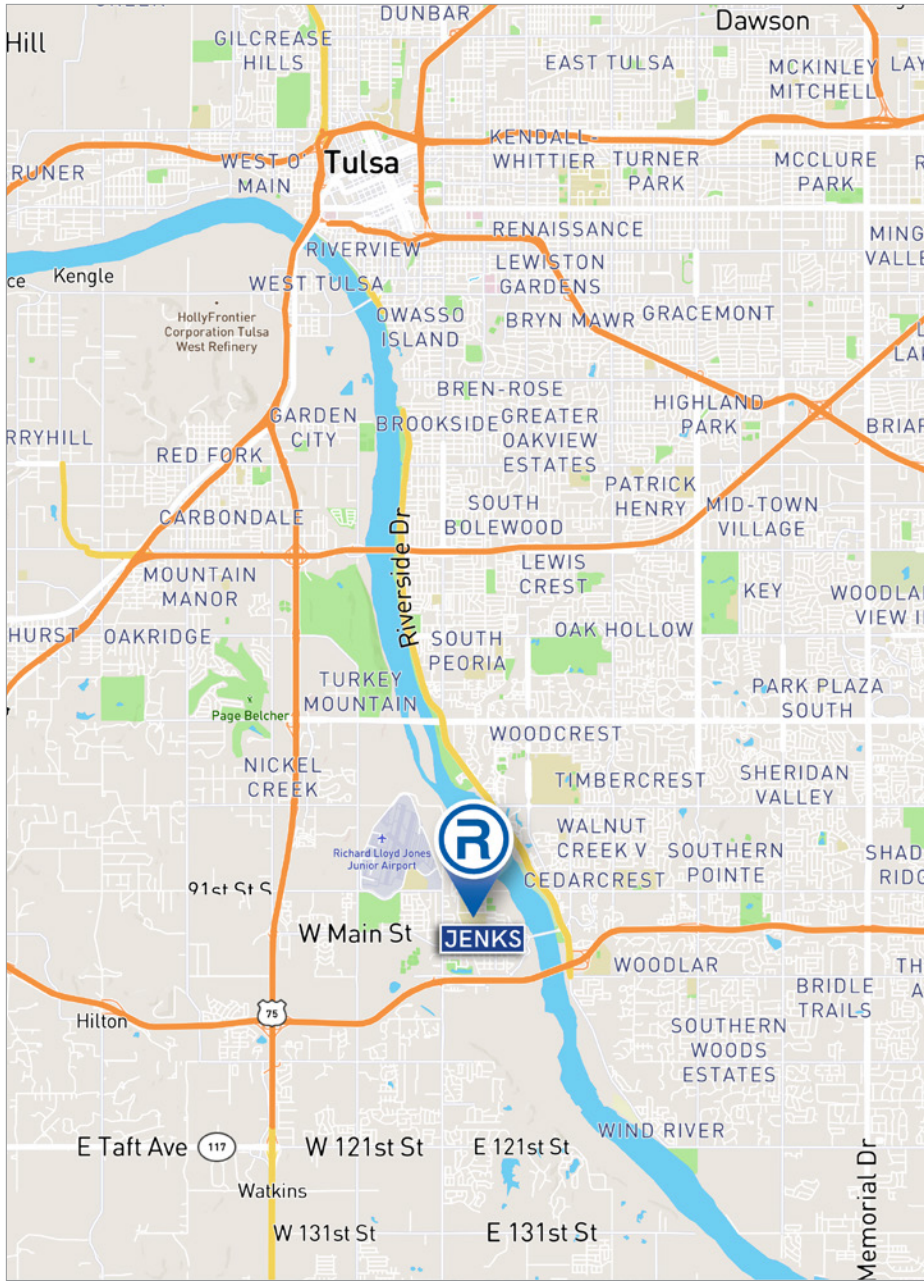
	2017 ESTIMATE
White	75.50%
Black or African American	3.60%
American Indian/Alaskan	9.30%
Asian	1.70%
Native Hawaiian/Islander	0.10%
Other Race	2.70%
Two or More Races	7.10%
Hispanic or Latino (of any race)	6.70%

Age

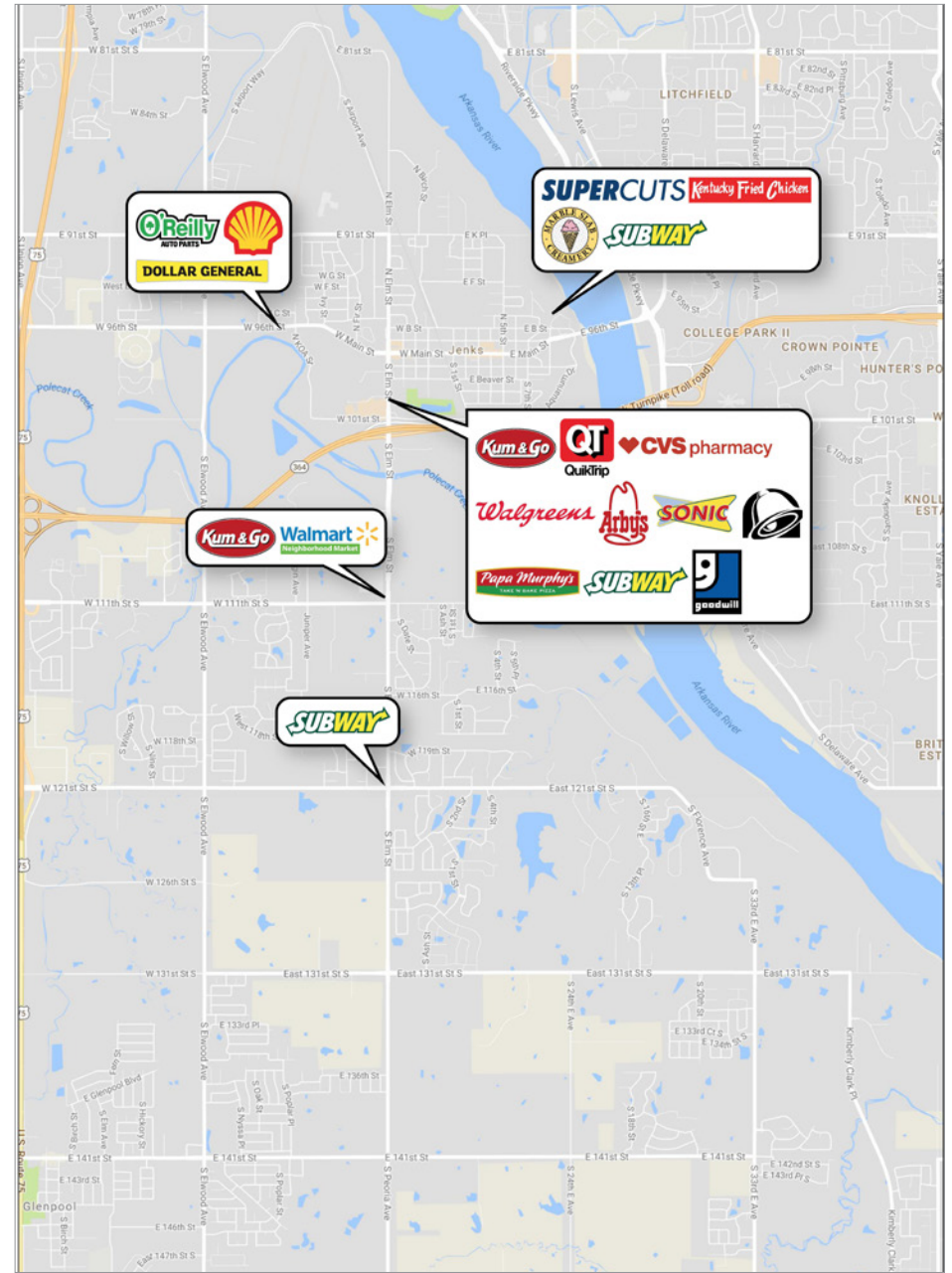
GROUPS	2017 ESTIMATE
9 Years and Under	13.90%
10-17 Years	12.26%
18-24 Years	4.96%
25-34 Years	13.20%
35-44 Years	13.40%
45-54 Years	12.90%
55-64 Years	12.50%
65 Years and Over	14.40%
DISTRIBUTION	2017 ESTIMATE
Median Age	37.4
Average Age	37.3



LOCATION MAP



EXISTING RETAIL



Information provided is for illustrative purposes only and is deemed to be correct as of publish date of this document. Data sources used may include: ESRI, AGS, Nielsen, RegisPro, SitesUSA, TxDOT and/or Microsoft Corporation.