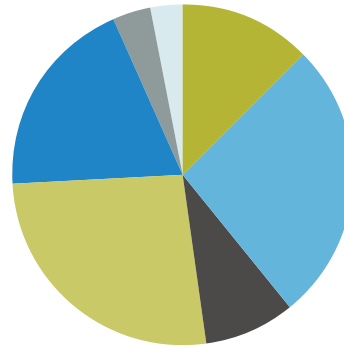


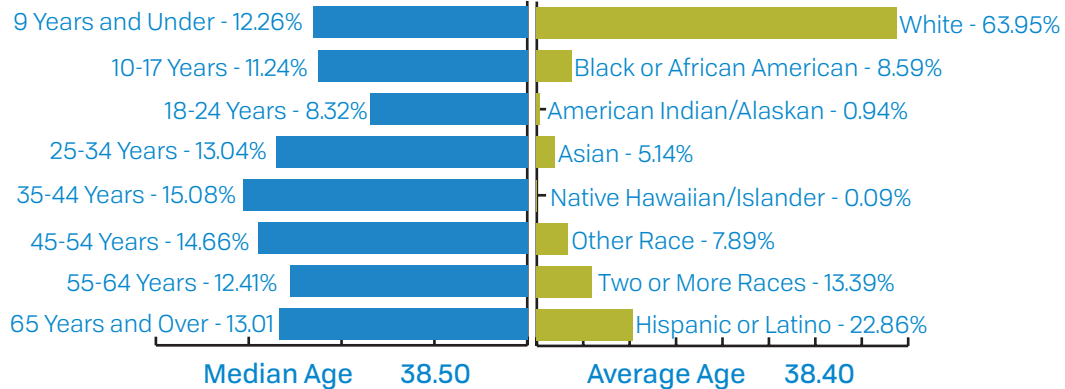
TOWN OF HICKORY CREEK TEXAS

POPULATION
92,862
2023 Estimated Retail Trade Area Population



Graduate or Professional	13.12%
Bachelor's Degree	27.56%
Associate Degree	7.53%
Some College, No Degree	24.50%
High School Graduate	18.81%
Some High School, No Degree	4.82%
Less than 9th Grade	3.66%

AGE DISTRIBUTION AND RACE



HOUSEHOLD INCOME

AVERAGE HOUSEHOLD INCOME

\$ 1 4 2 , 2 3 6

MEDIAN HOUSEHOLD INCOME

\$ 1 1 0 , 1 5 1

PER CAPITA INCOME

\$ 4 8 , 3 9 6

DEMAND OUTLOOK IN HICKORY CREEK

Clothing & Accessory Stores

Retail Demand = \$30,837,550

2023 Demand

\$1,072,166,720

Sporting Goods Stores

Retail Demand = \$6,554,193

2028 Demand

\$1,309,369,638

Food Service & Drinking Places

Retail Demand = \$151,053,747

Growth

\$ 237,202,917

Hickory Creek Economic Development Corporation

John M. Smith

Town Administrator

1075 Ronald Regan Avenue

Hickory Creek, Texas 75065

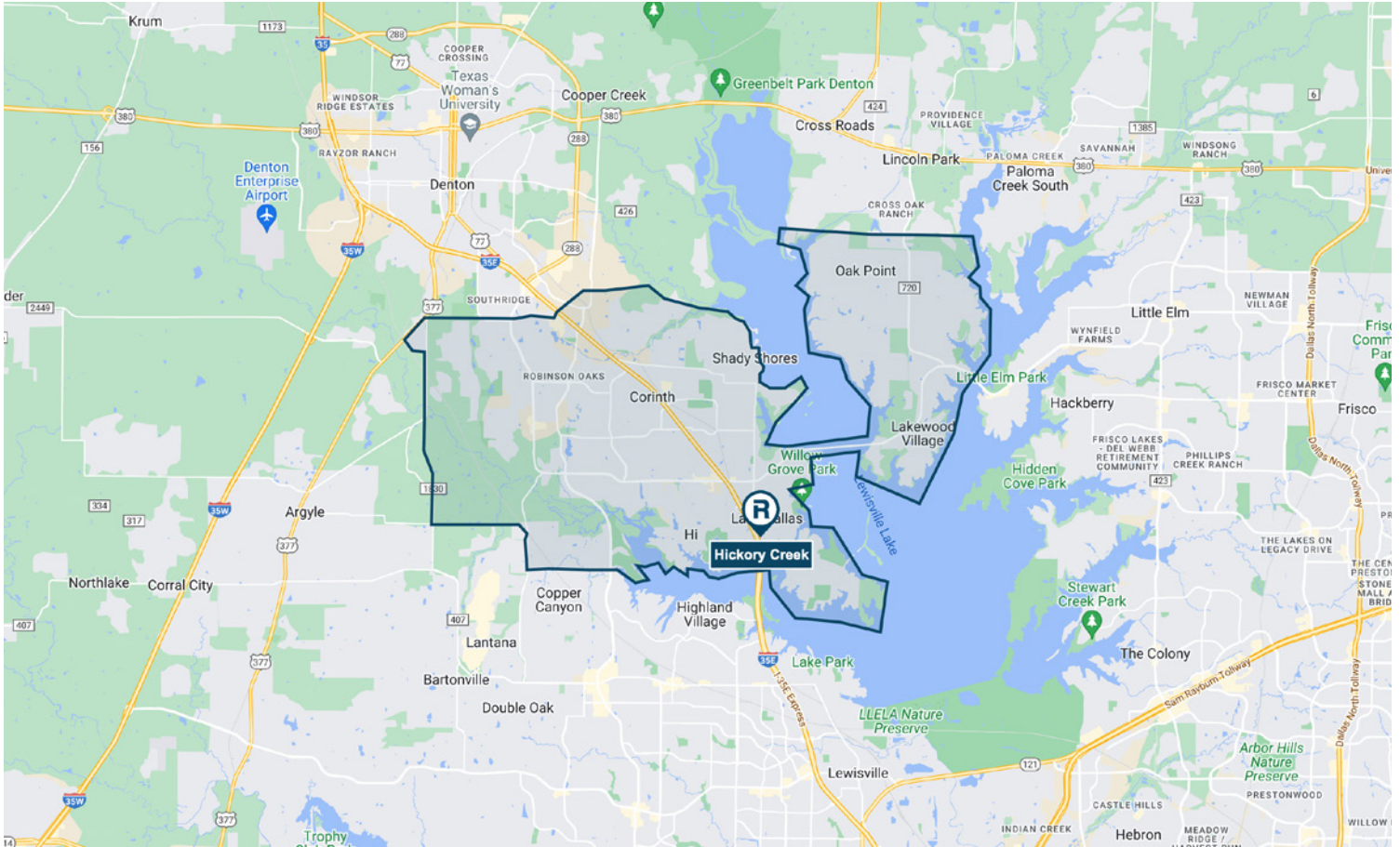
Phone: 940.497.2528

John.Smith@hickorycreek-tx.gov

www.hickorycreek-tx.gov



RETAIL TRADE AREA



EXISTING RETAIL



Information provided is for illustrative purposes only and is deemed to be correct as of publish date of this document. Data sources used may include: ESRI, AGS, Nielsen, RegisPro, SitesUSA, TxDOT and/or Microsoft Corporation.