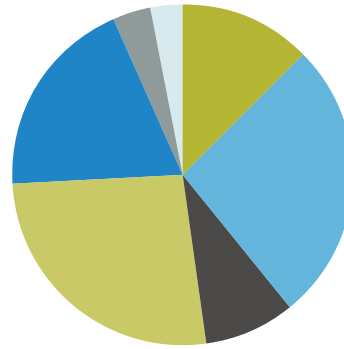


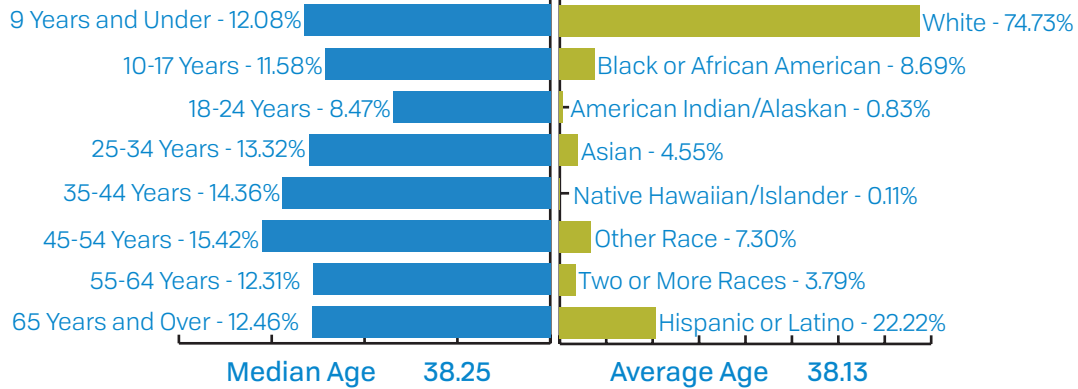
# TOWN OF HICKORY CREEK TEXAS

**POPULATION**  
**91,473**  
2022 Estimated Retail Trade Area Population



Graduate or Professional	13.70%
Bachelor's Degree	26.75%
Associate Degree	7.98%
Some College, No Degree	25.03%
High School Graduate	18.41%
Some High School, No Degree	5.12%
Less than 9th Grade	3.00%

## AGE DISTRIBUTION AND RACE



## HOUSEHOLD INCOME

**AVERAGE HOUSEHOLD INCOME**

**\$ 139,959**

**MEDIAN HOUSEHOLD INCOME**

**\$ 111,891**

**PER CAPITA INCOME**

**\$ 47,336**

## DEMAND OUTLOOK IN HICKORY CREEK

- Clothing & Accessory Stores**  
Retail Demand = \$30,764,306
- Sporting Goods Stores**  
Retail Demand = \$6,516,205
- Food Service & Drinking Places**  
Retail Demand = \$149,917,604

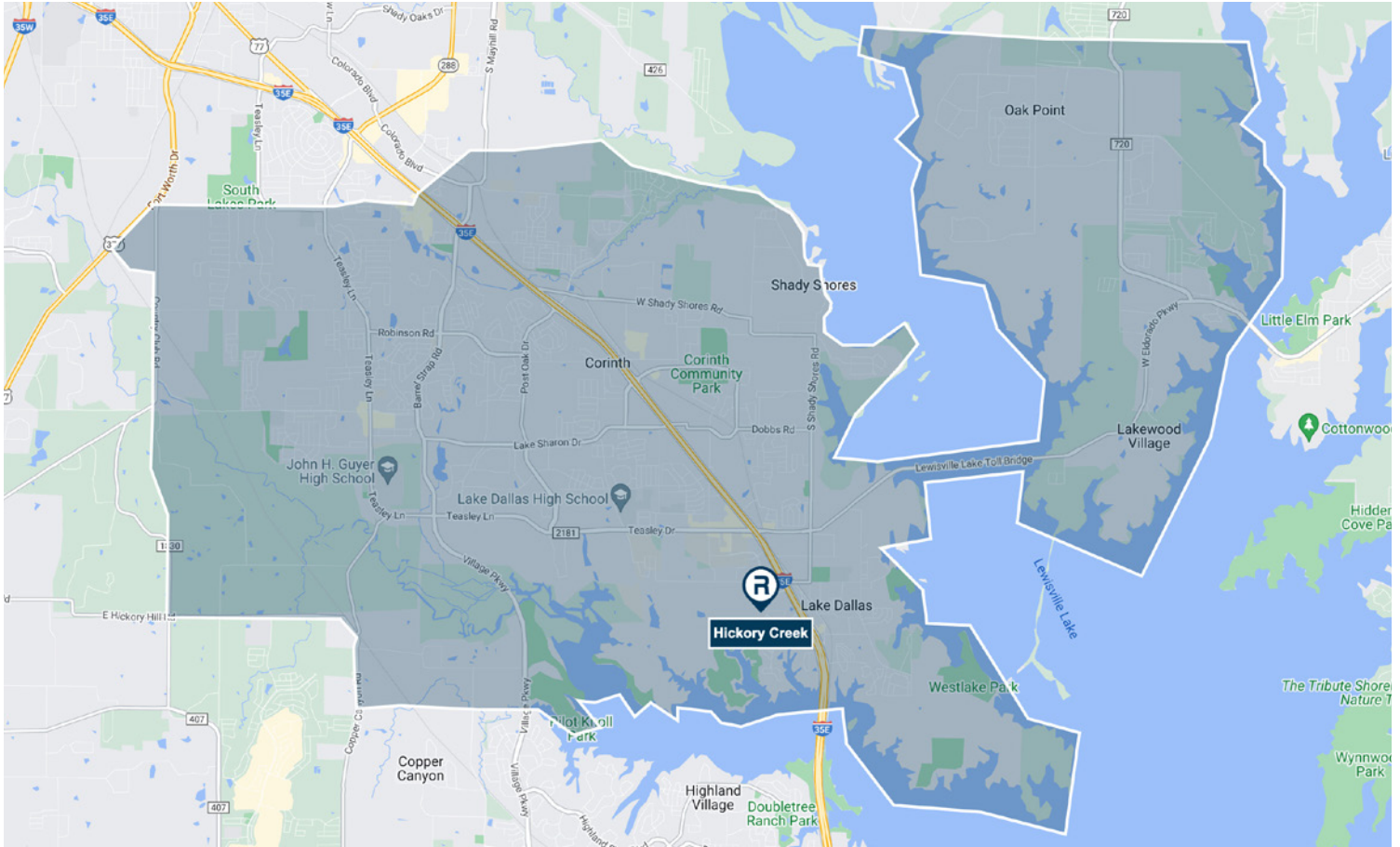
2022 Demand	\$1,065,247,046
2027 Demand	\$1,250,277,422
Growth	\$185,024,376

Hickory Creek Economic Development Corporation  
John M. Smith  
Town Administrator  
1075 Ronald Regan Avenue  
Hickory Creek, Texas 75065

Phone: 940.497.2528  
John.Smith@hickorycreek-tx.gov  
www.hickorycreek-tx.gov



# RETAIL TRADE AREA



# EXISTING RETAIL



Information provided is for illustrative purposes only and is deemed to be correct as of publish date of this document. Data sources used may include: ESRI, AGS, Nielsen, RegisPro, SitesUSA, TxDOT and/or Microsoft Corporation.