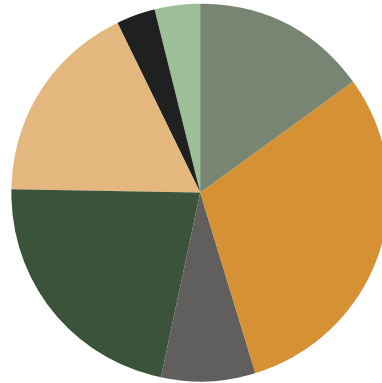


# CITY OF FAIRVIEW TEXAS

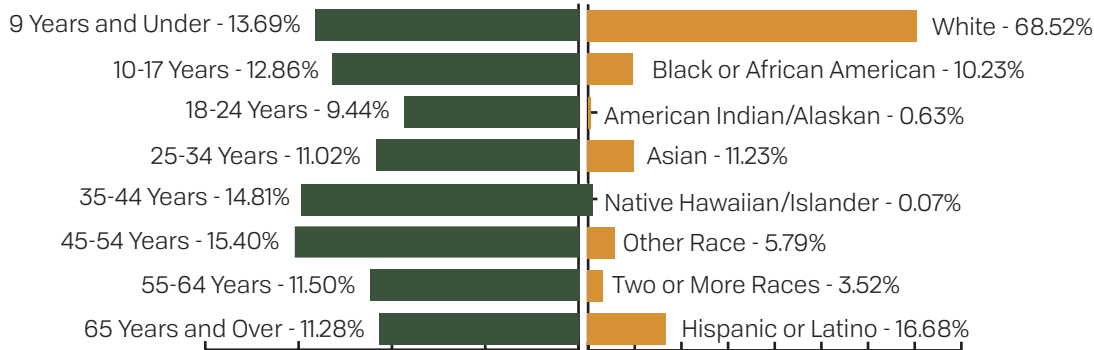


**2019 Estimated Primary Retail Trade Area Population**



|                             |       |
|-----------------------------|-------|
| Graduate or Professional    | 15.0% |
| Bachelor's Degree           | 31.2% |
| Associate Degree            | 8.3%  |
| Some College, No Degree     | 20.9% |
| High School Graduate        | 17.3% |
| Some High School, No Degree | 3.3%  |
| Less than 9th Grade         | 4.1%  |

## AGE AND RACE DISTRIBUTION



Median Age **37.18**  
Average Age **36.68**

## HOUSEHOLD INCOME

**Average Household Income**

**\$ 1 2 6 , 2 2 8**

**Median Household Income**

**\$ 9 6 , 9 5 9**

**Per Capita Income**

**\$ 4 3 , 0 0 4**

## OPPORTUNITY IN FAIRVIEW

**Clothing & Accessories Stores**  
Sales Leakage = \$111,219,317

**Sporting Goods Stores**  
Sales Leakage = \$29,004,073

**Food Service & Drinking Places**  
Sales Leakage = \$160,286,020

**Potential Retail Sales** \$6,094,854,453

**Actual Sales** \$6,120,234,708

**Sales Leakage** \$25,380,255

\* 2013 Leakage Data

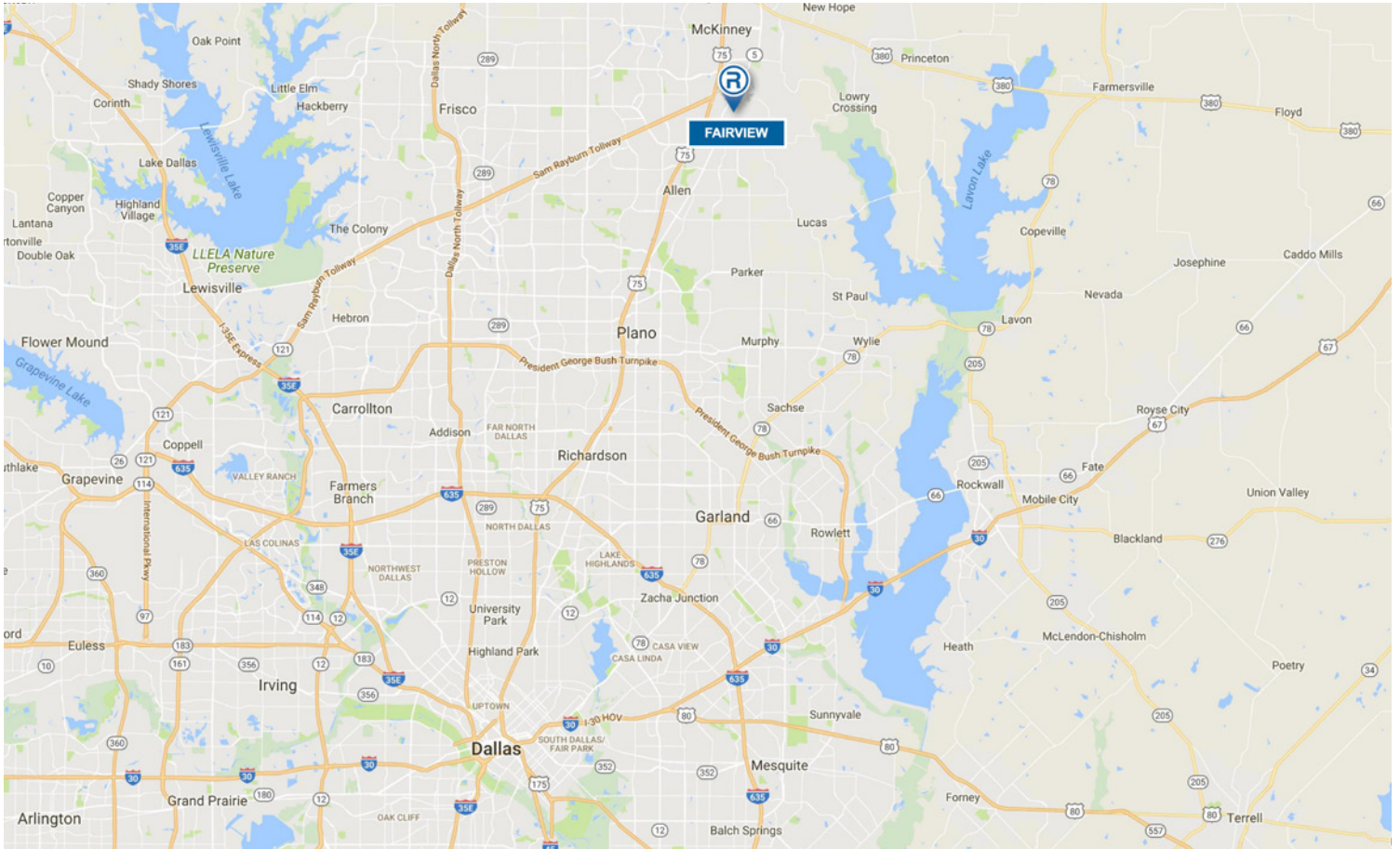
**Dave Quinn, CEcD**  
**Interim Manager of Economic Development**

Fairview Economic Development Corporation  
372 Town Place  
Fairview, Texas 75069

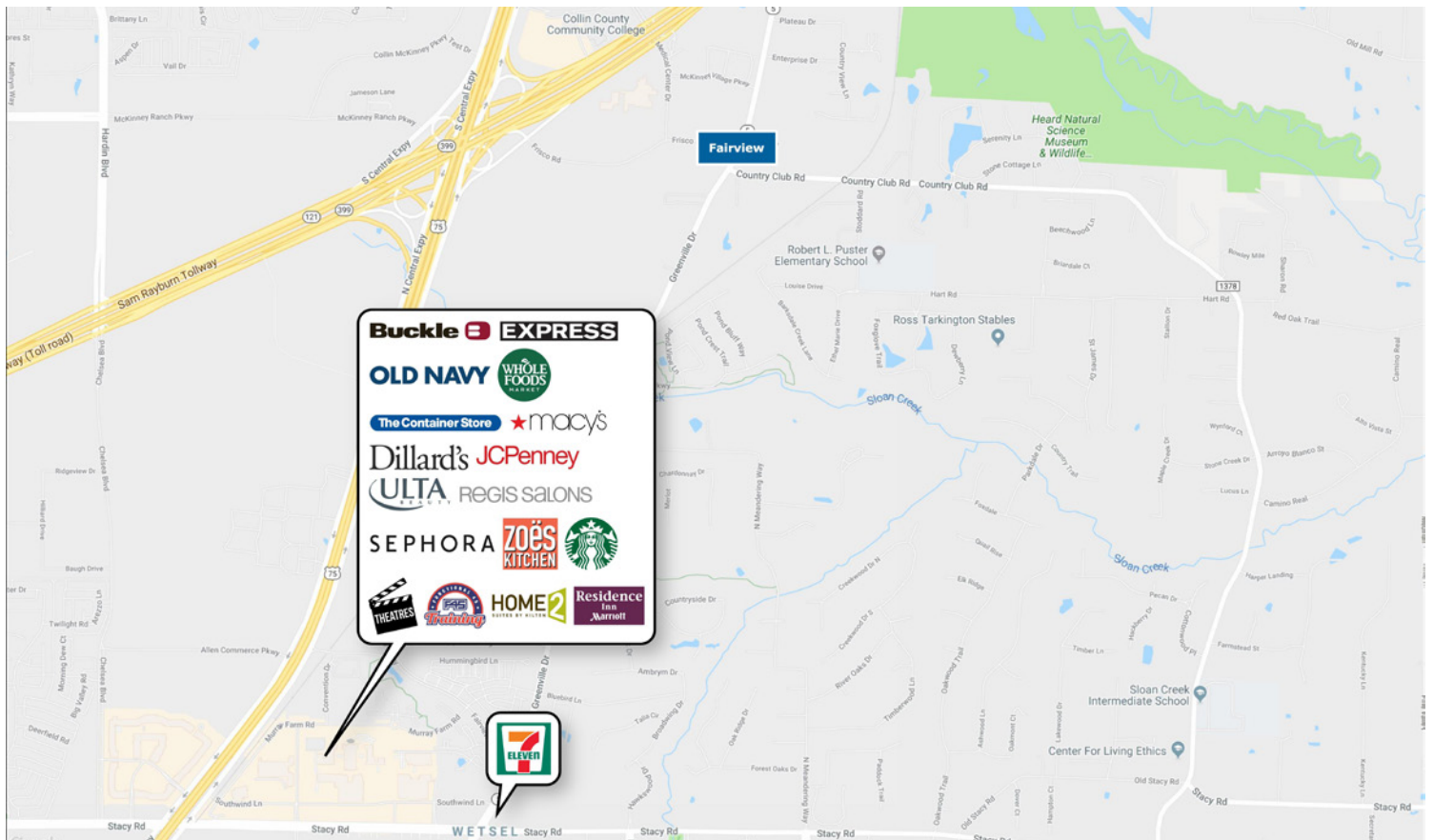
Phone 972.886.4222  
dquinn@fairviewtexas.org  
www.fairviewtexasedc.com



# LOCATION MAP



# EXISTING RETAIL



Information provided is for illustrative purposes only and is deemed to be correct as of publish date of this document. Data sources used may include: ESRI, AGS, Nielsen, RegisPro, SitesUSA, TxDOT and/or Microsoft Corporation.