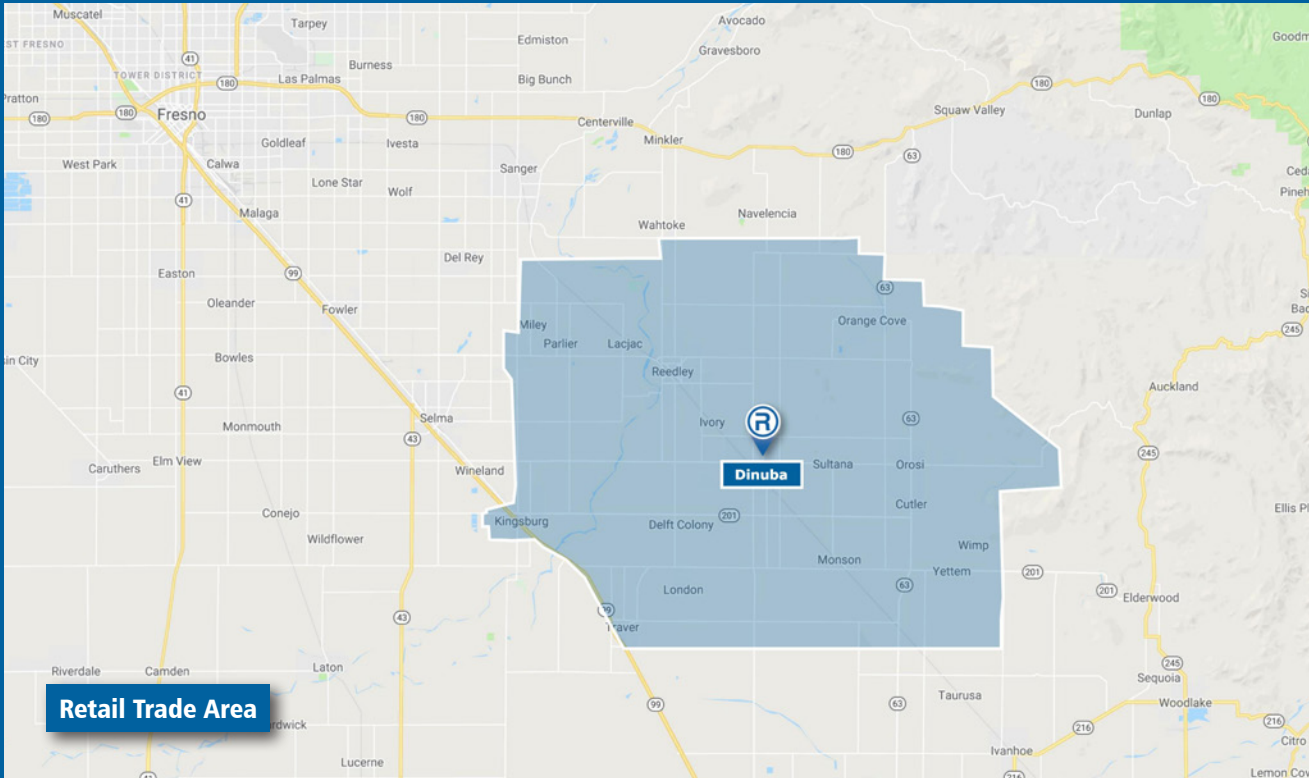


Retail Market Profile 2019



Contact Information

Daniel James, IT/Records Manager
 City of Dinuba
 405 East El Monte
 Dinuba, California 93618
 Phone 559.591.5900
 djames@dinuba.ca.gov
 www.dinuba.org

March 2019. All information furnished is from sources deemed reliable and is submitted subject to errors, omissions, change of terms and/or conditions. Prepared by The Retail Coach, LLC, a national retail consulting and market research firm. 800.851.0962.

Population

	2000	2010	2019 ESTIMATE	2024 PROJECTION
Retail Trade Area	100,218	118,702	128,569	134,437

Income

	2019 ESTIMATE
Average Household	\$63,949
Median Household	\$44,461
Per Capita	\$16,639

Educational Attainment

	2019 ESTIMATE
Graduate or Professional	3.2%
Bachelor's Degree	7.7%
Associate Degree	7.4%
Some College, No Degree	16.9%
High School Graduate	24.6%
Some High School, No Degree	12.5%
Less than 9th Grade	27.6%

Race Distribution

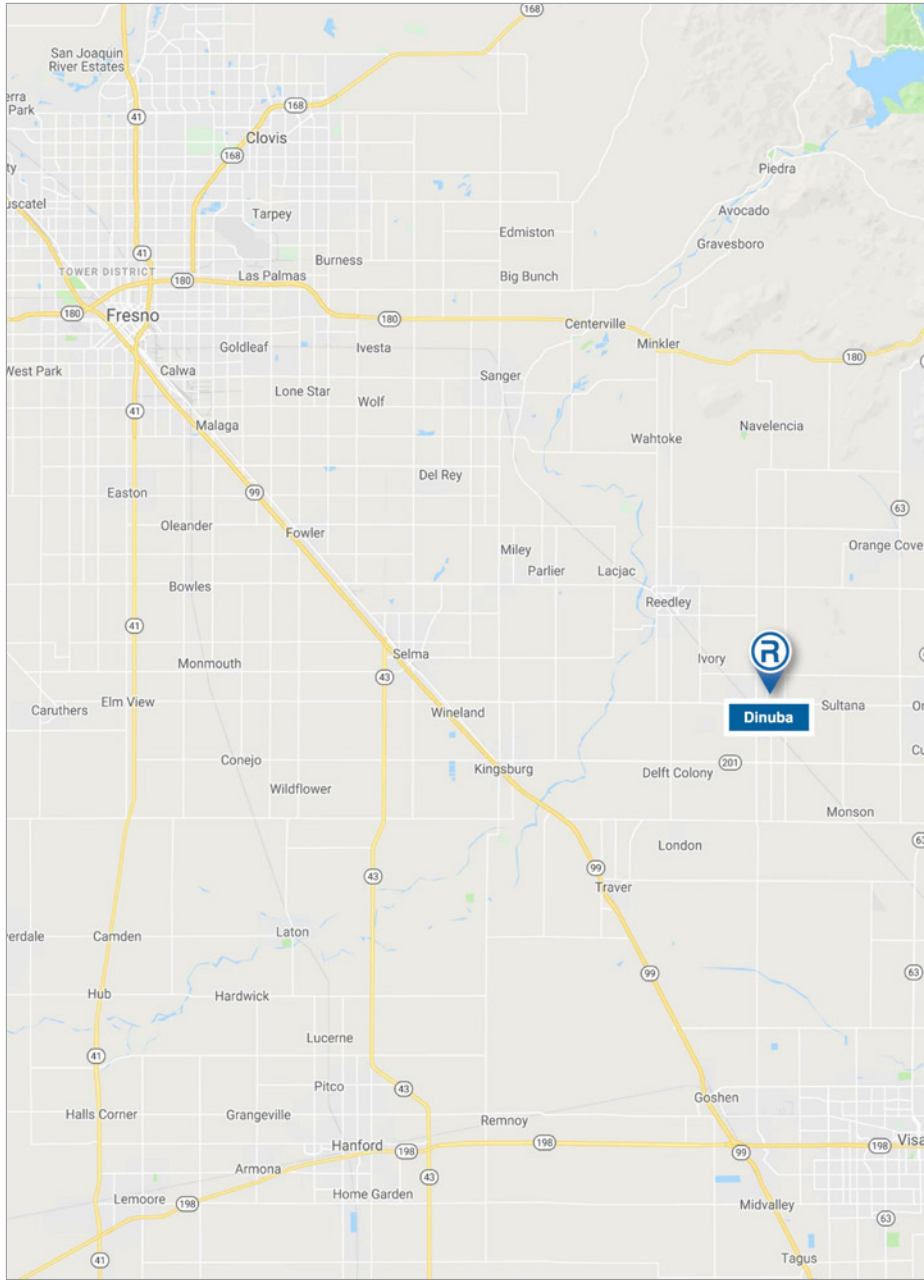
	2019 ESTIMATE
White	54.17%
Black or African American	0.75%
American Indian/Alaskan	1.17%
Asian	2.48%
Native Hawaiian/Islander	0.07%
Other Race	37.59%
Two or More Races	3.78%
Hispanic or Latino (of any race)	81.53%

Age

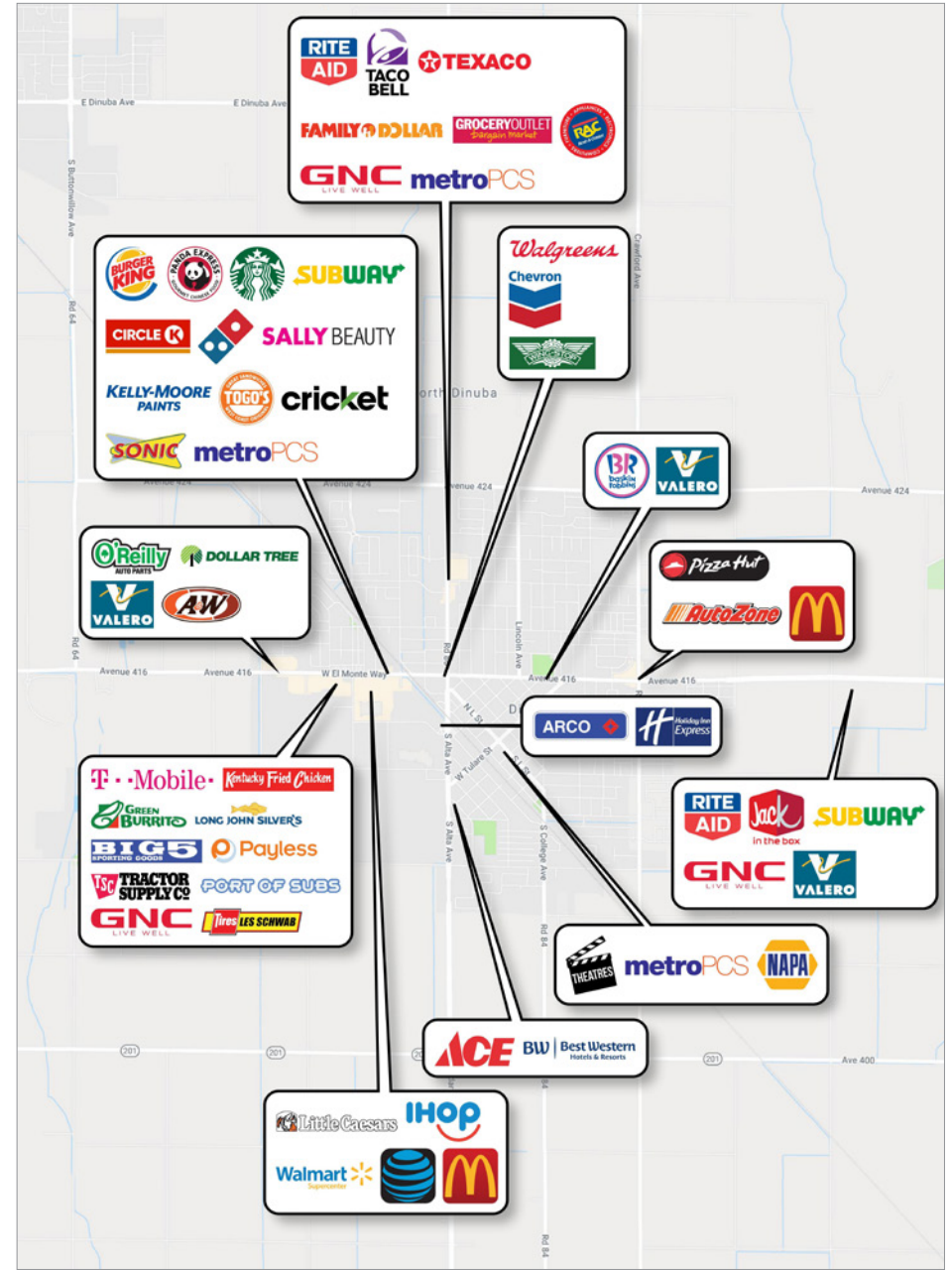
GROUPS	2019 ESTIMATE
9 Years and Under	18.27%
10-17 Years	13.53%
18-24 Years	10.68%
25-34 Years	15.08%
35-44 Years	12.63%
45-54 Years	10.85%
55-64 Years	8.99%
65 Years and Over	9.96%
DISTRIBUTION	2019 ESTIMATE
Median Age	29.88
Average Age	32.91



LOCATION MAP



EXISTING RETAIL



Information provided is for illustrative purposes only and is deemed to be correct as of publish date of this document. Data sources used may include: ESRI, AGS, Nielsen, RegisPro, SitesUSA, TxDOT and/or Microsoft Corporation.