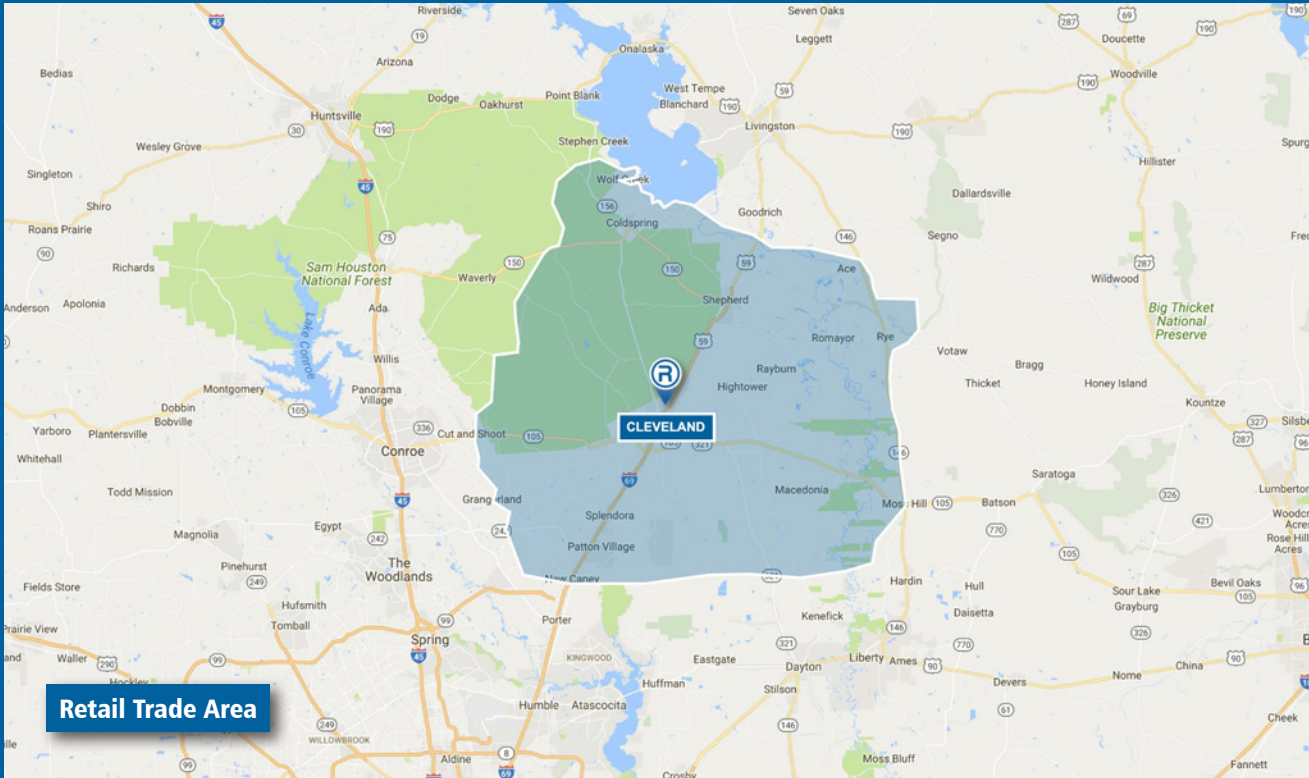


# Retail Market Profile 2020



## Contact Information

**Bobby Pennington**  
**Assistant City Manager/Finance Director**  
 City of Cleveland  
 907 E. Houston St.  
 Cleveland, Texas 77327  
 Phone 281.592.2667  
 bpennington@clevelandtexas.com  
 www.clevelandtexas.com

February 2020. All information furnished is from sources deemed reliable and is submitted subject to errors, omissions, change of terms and/or conditions. Prepared by The Retail Coach, LLC, a national retail consulting and market research firm. 800.851.0962.

## Population

	2000	2010	2020 ESTIMATE	2025 PROJECTION
Retail Trade Area	80,078	92,407	112,585	121,359

## Income

	2020 ESTIMATE
Average Household	\$67,566
Median Household	\$50,293
Per Capita	\$23,399

## Educational Attainment

	2020 ESTIMATE
Graduate or Professional	1.6%
Bachelor's Degree	6.8%
Associate Degree	4.7%
Some College, No Degree	22.4%
High School Graduate	39.8%
Some High School, No Degree	14.6%
Less than 9th Grade	10.2%

## Race Distribution

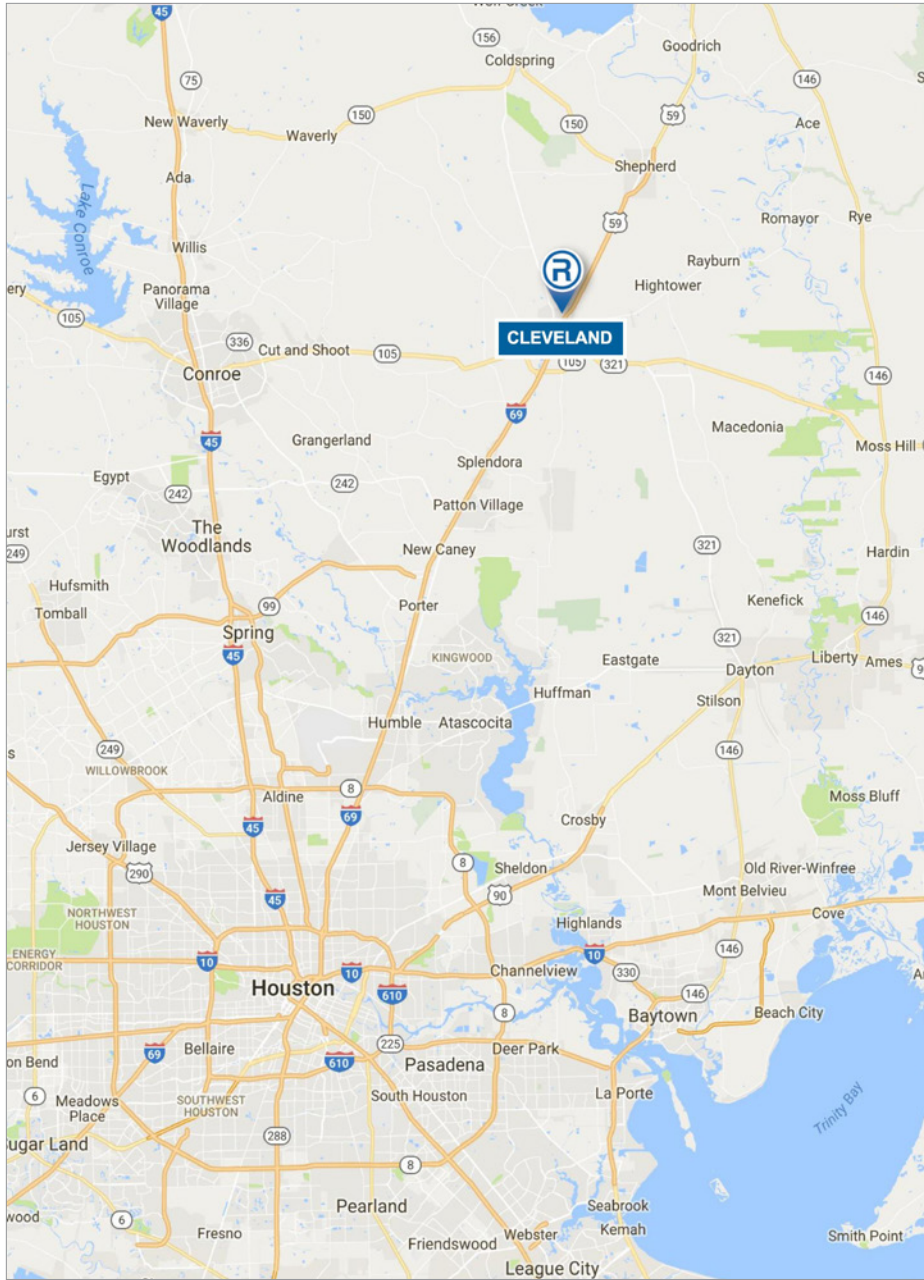
	2020 ESTIMATE
White	79.30%
Black or African American	4.46%
American Indian/Alaskan	0.97%
Asian	0.62%
Native Hawaiian/Islander	0.03%
Other Race	12.20%
Two or More Races	2.41%
Hispanic or Latino (of any race)	29.27%

## Age

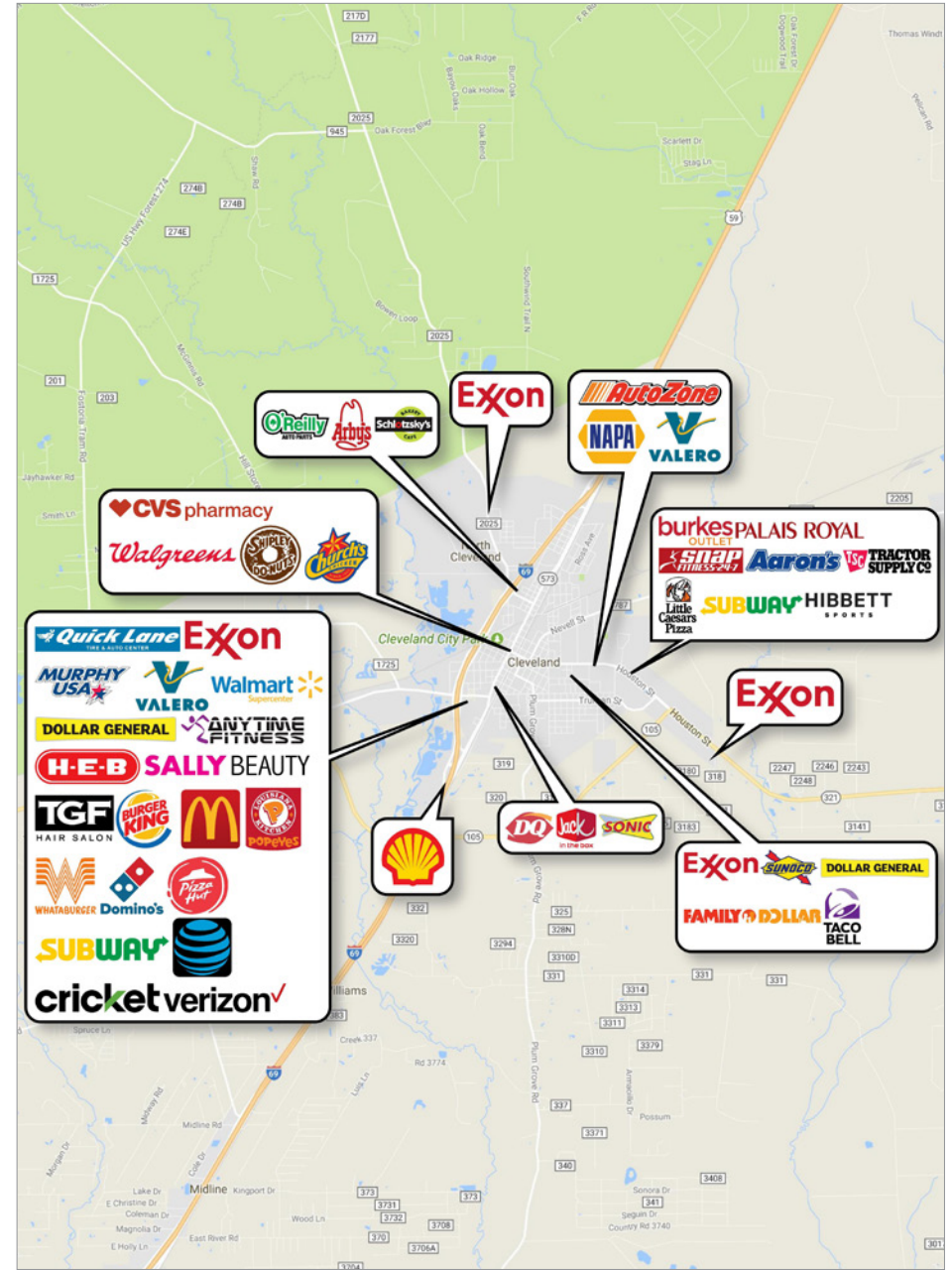
GROUPS	2020 ESTIMATE
9 Years and Under	14.51%
10-17 Years	12.03%
18-24 Years	9.20%
25-34 Years	12.66%
35-44 Years	12.03%
45-54 Years	12.61%
55-64 Years	12.46%
65 Years and Over	14.50%
DISTRIBUTION	2020 ESTIMATE
Median Age	36.32
Average Age	37.53



# LOCATION MAP



# EXISTING RETAIL



Information provided is for illustrative purposes only and is deemed to be correct as of publish date of this document. Data sources used may include: ESRI, AGS, Nielsen, RegisPro, SitesUSA, TxDOT and/or Microsoft Corporation.