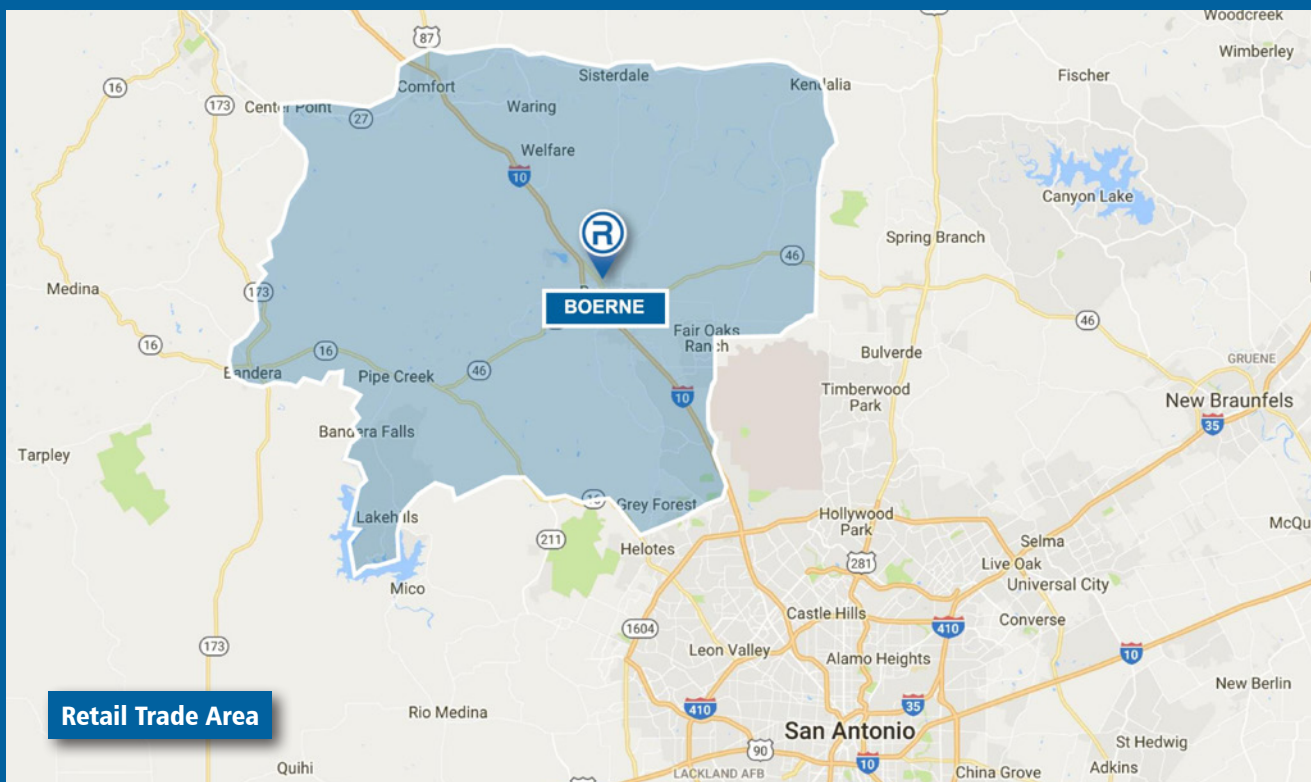


Boerne, Texas - Retail Market Profile



Contact Information

Misty Mayo, President/CEO
 Boerne Kendall County
 Economic Development Corporation
 1221 South Main Street, Suite 100
 Boerne, Texas 78006
 Phone 830.331.9070
 Misty@BKCEDC.com
 www.BKCEDC.com

June 2018. All information furnished is from sources deemed reliable and is submitted subject to errors, omissions, change of terms and/or conditions. Prepared by The Retail Coach, LLC, a national retail consulting and market research firm. 800.851.0962.

Population

	2000	2010	2018 ESTIMATE	2023 PROJECTION
Retail Trade Area	49,050	72,565	96,460	106,538

Income

	2018 ESTIMATE
Average Household	\$123,824
Median Household	\$90,017
Per Capita	\$47,403

Educational Attainment

	2018 ESTIMATE
Graduate or Professional	16.1%
Bachelor's Degree	27.3%
Associate Degree	7.4%
Some College, No Degree	22.3%
High School Graduate	19.6%
Some High School, No Degree	4.3%
Less than 9th Grade	3.1%

Race Distribution

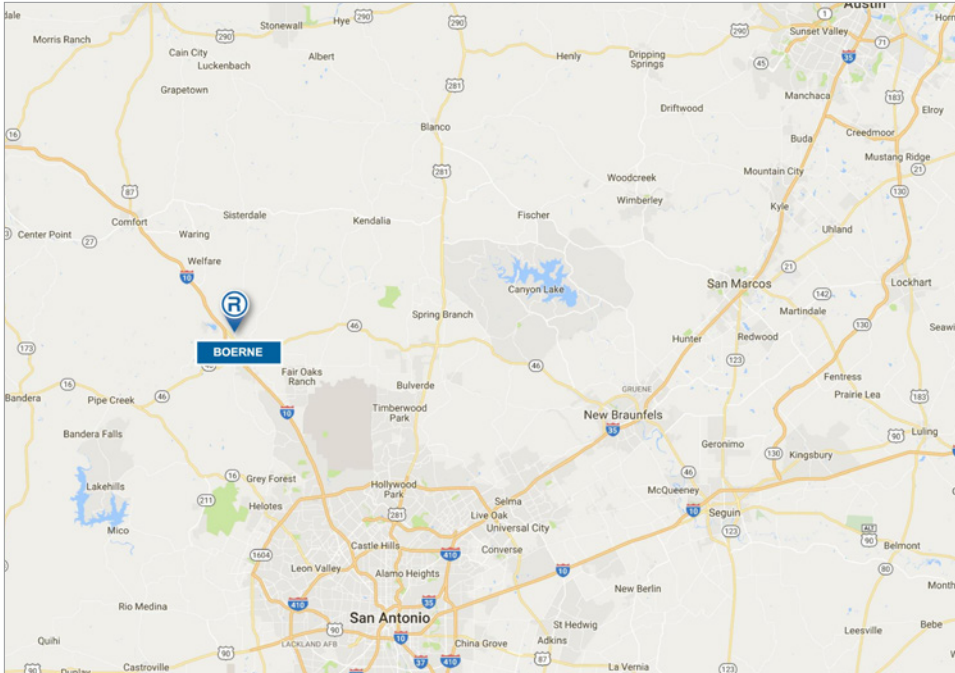
	2018 ESTIMATE
White	87.35%
Black or African American	1.60%
American Indian/Alaskan	0.62%
Asian	2.14%
Native Hawaiian/Islander	0.08%
Other Race	5.54%
Two or More Races	2.68%
Hispanic or Latino (of any race)	26.04%

Age

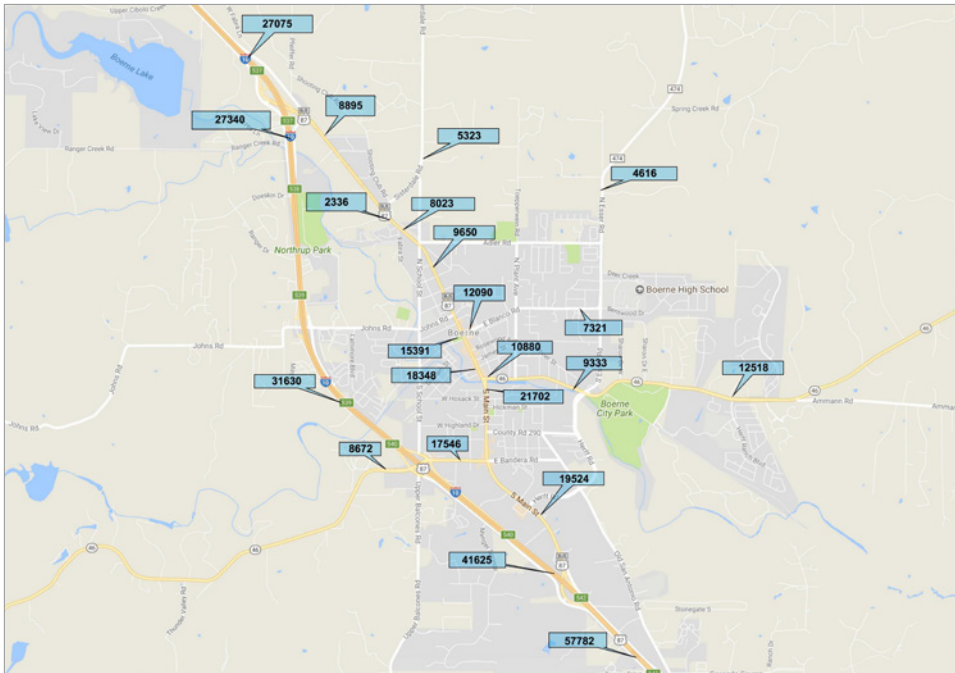
GROUPS	2018 ESTIMATE
9 Years and Under	10.86%
10-17 Years	11.00%
18-24 Years	9.09%
25-34 Years	9.44%
35-44 Years	10.54%
45-54 Years	13.88%
55-64 Years	15.36%
65 Years and Over	19.83%
DISTRIBUTION	2018 ESTIMATE
Median Age	44.21
Average Age	41.97



LOCATION MAP



TRAFFIC COUNT MAP



EXISTING RETAIL



Information provided is for illustrative purposes only and is deemed to be correct as of publish date of this document. Data sources used may include: ESRI, AGS, Nielsen, RegisPro, SitesUSA, TxDOT and/or Microsoft Corporation.